


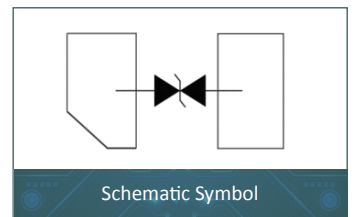
1. FEATURES

- 150W Peak Pulse Power per Line (tp=8/20μs)
- Protects One bidirectional I/O line
- Working voltages :7.0V
- Low leakage current
- Low clamping voltage



2. APPLICATIONS

- Cell Phone Handsets and Accessories
- Microprocessor based equipment
- Personal Digital Assistants (PDA'S)
- Notebooks,Desktops,and Servers
- Portable Instrumentation
- Peripherals
- Projection TV



3. IEC COMPATIBILITY

- IEC61000-4-2 (ESD) ±25kV (air), ±25kV (contact)
- IEC61000-4-4 (EFT) 40A (5/50ns)

4. THERMAL CONSIDERATIONS

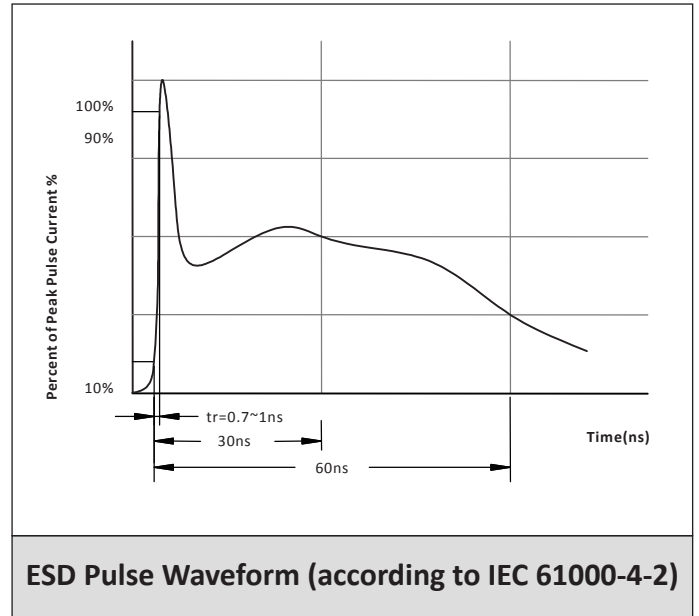
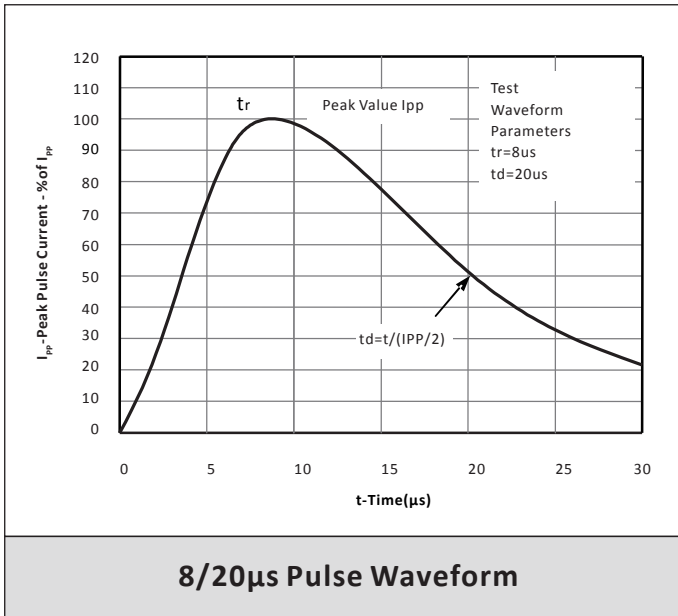
Symbol	Parameter	Value	Unit
P_{PP}	Peak Pulse Power (tp=8/20μs waveform)	150	Watts
T_J	Operating Temperature Range	-55 to +150	°C
T_{STG}	Storage Temperature Range	-55 to +150	°C

5. ELECTRICAL CHARACTERISTICS

Part Number	Device Marking Code	V_{RWM}	V_{BR}	I_T	$V_C@1A$	V_C		I_R	C_T
		Max.(V)	Min.(V)	(mA)	Max.(V)	Max.(V)	@A	Max.(uA)	Typ.(pF)
SE10F10B7.0A	HOC or T2	7.0	7.5	1.0	12.0	19.0	8.0	1.0	25.0

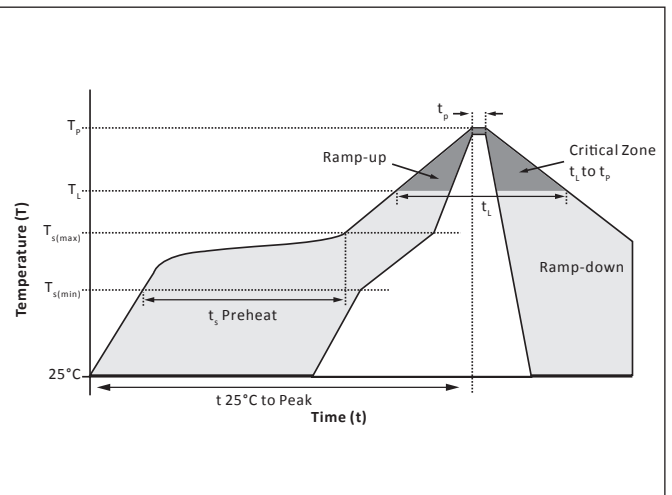


6. CHARACTERISTIC CURVES



7. SOLDERING PARAMETERS

Reflow Condition		Lead-free assembly
Pre Heat	Temperature Max ($T_{s(min)}$)	150°C
	Temperature Max ($T_{s(max)}$)	200°C
	Time (min to max) (t_s)	60 – 180 secs
Average ramp up rate (Liquidus Temp (T_L) to peak)		3°C/second max
$T_{s(max)}$ to T_L - Ramp-up Rate		3°C/second max
Reflow	Temperature (T_L) (Liquidus)	217°C
	Time (min to max) (t_r)	60 – 150 seconds
Peak Temperature (T_p)		260°C
Time within 5°C of actual peak Temperature (t_p)		20 – 40 seconds
Ramp-down Rate		6°C/second max
Time 25°C to peak Temperature (T_p)		8 minutes max.
Do not exceed		260°C



8. DFN1006 PACKAGE INFORMATION

DIM	Millimeters		Inches	
	Min.	Max.	Min.	Max.
A	0.40	0.55	0.016	0.022
A1	0	0.05	0	0.002
b	0.40	0.55	0.016	0.022
c	0.12	0.18	0.005	0.007
D	0.95	1.05	0.037	0.041
e	0.65BSC		0.026BSC	
E	0.55	0.65	0.022	0.026
L	0.15	0.35	0.006	0.014
L1	0.05REF		0.002REF	
h	0.07	0.17	0.003	0.007

9. RECOMMENDED PAD LAYOUT DIMENSIONS

DIM	Millimeters	Inches
A	1.20	0.047
B	0.47	0.019
C	0.60	0.024

10. ORDERING INFORMATION

Part Number	Component Package	QTY/Reel	Reel Size
SE10F10B7.0A	DFN1006	10000PCS	7"



CONTACT US

Headquarters

No.3387 Shendu Road Pujiang I&E Park Minhang Shanghai China

Hotline

400-021-5756

Web

[Http://www.semiware.com](http://www.semiware.com)

By Telephone

General:86-21-3463-7172

Sales:86-21-3463-7345

Technical Support:86-21-3463-7654

By Fax

General:86-21-3965-0654

Sales:86-21-3463-7458

By Email

General:china@semiware.com

Sales:sales@semiware.com

Technical Support:fae@semiware.com

By QR Code



Website



Wechat

COPYRIGHT©Semiware 2009-This literature is subject to all applicable copyright laws and is not for resale in any manner.

SPECIFICATIONS:Semiware reserves the right to change the electrical and or mechanical characteristics described here in without notice.

DESIGN CHANGES:Semiware reserves the right to discontinue product lines without notice and that the final judgement concerning selection and specifications is the buyer's and that in furnishing engineering and technical assistance.Semiware assumes no responsibility with respect to the selection or specifications of such products.Semiware makes no warranty,representation or guarantee regarding the suitability of its products for any particular prupose,nor does Semiware assume any liability arising out of the application or use of any product or circuit and specifically disclaims any and all liability without limitation special,consequential or incidental damages.

LIFE SUPPORT POLITY:Semiware products are not authorized for use in life support systems without written consent from the factory.

