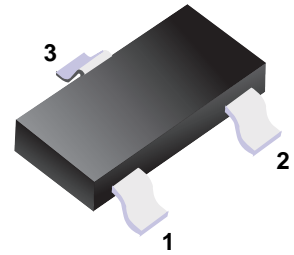


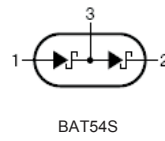
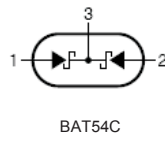
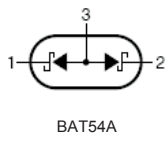
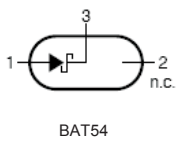
■ Schottky Diodes



■ Simplified outline(SOT-23)

■ Features

- Low forward voltage
- Guard ring protected
- Small plastic SMD package.



■ Absolute Maximum Ratings Ta = 25°C

Parameter	Symbol	Rating	Unit
Maximum Repetitive Reverse Voltage	VRRM	30	V
Average Rectified Forward Current	IF(AV)	200	mA
Non-repetitive Peak Forward Surge Current Pulse width = 1.0 second	IFSM	600	mA
Power Dissipation	PD	200	mW
Thermal Resistance, Junction to Ambient	RθJA	430	°C/W
Storage Temperature Range	Tstg	-55 to +150	°C
Operating Junction Temperature	TJ	150	°C

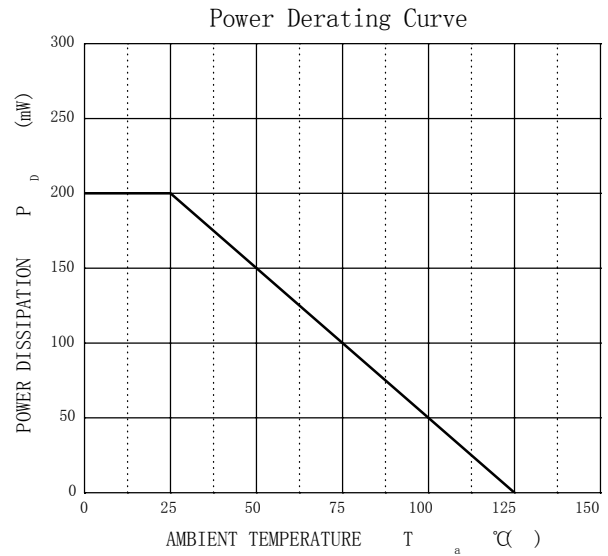
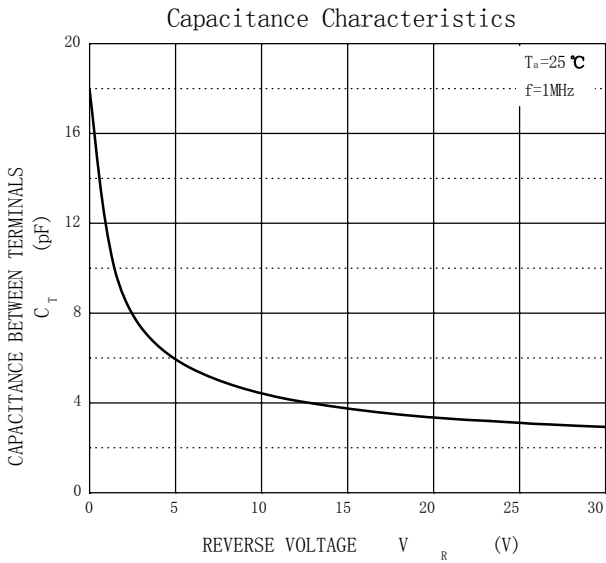
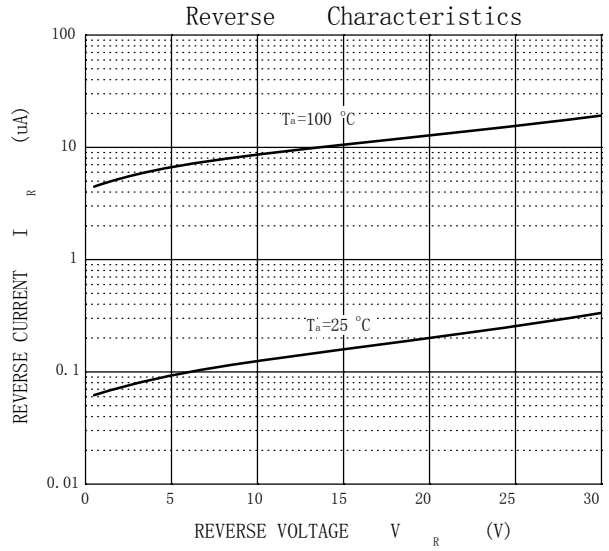
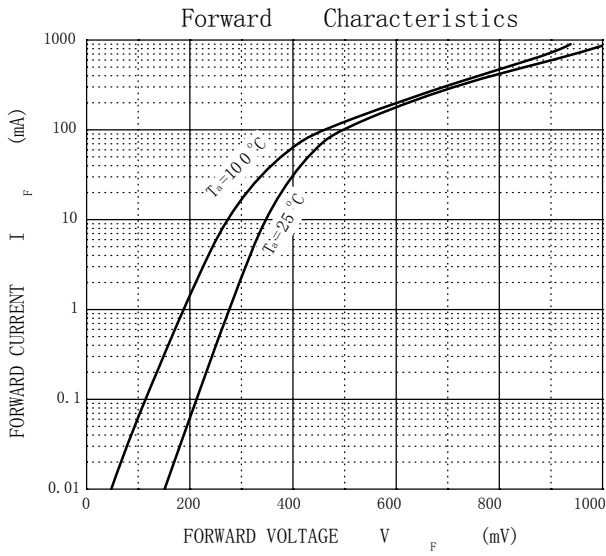
■ Electrical Characteristics Ta = 25°C

Parameter	Symbol	Testconditions	Min	Typ	Max	Unit
Breakdown Voltage	VR	IR = 100 μA	30			V
Forward Voltage	VF	IF = 0.1 mA			240	mV
		IF = 1 mA			320	mV
		IF = 10 mA			400	mV
		IF = 30 mA			500	mV
		IF = 100 mA			0.8	V
Reverse Current	IR	VR = 25 V			2	μA
Total Capacitance	CT	VR = 1V, f = 1.0 MHz			10	pF
Reverse Recovery Time	tr	IF = IR = 10 mA, IRR = 1.0 mA, RL = 100Ω			5	ns

■ Marking

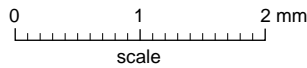
TYPE	BAT54	BAT54A	BAT54C	BAT54S
Marking	L4	L42 or KL2	L43 or KL3	L44 or KL4

■ Typical Characteristics



Package Outline

SOT-23



DIMENSIONS (mm are the original dimensions)

UNIT	A	A ₁ max.	b _p	c	D	E	e	e ₁	H _E	L _p	Q	v	w
mm	1.1 0.9	0.1	0.48 0.38	0.15 0.09	3.0 2.8	1.4 1.2	1.9	0.95	2.5 2.1	0.45 0.15	0.55 0.45	0.2	0.1

Summary of Packing Options

Package	Packing Description	Packing Quantity	Industry Standard
SOT-23	Tape/Reel, 7" reel	3000	EIA-481-1