
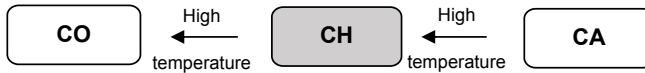


**CH Series**

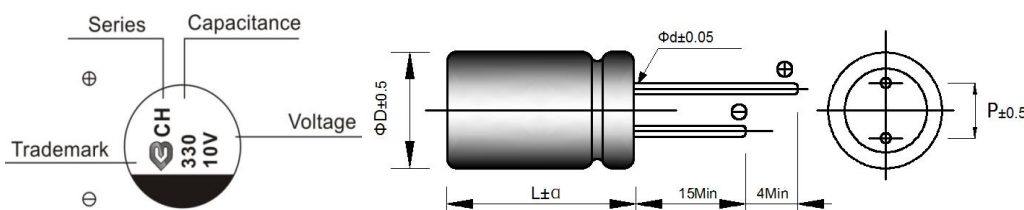
- Low impedance, high ripple, high temperature resistant
- Load life of 2000 hours at 125°C
- RoHS Compliant



◆ **规格表 Specifications**

项目 Items	特性参数 Characteristics					
使用温度范围 Category Temperature Range	-55 ~ +125°C					
额定工作电压范围 Rated Voltage Range	2.5 ~ 25V					
静电容量允许偏差 Capacitance tolerance	±20%(M) (at 20°C, 120Hz)					
漏电流 Leakage Current	施加额定工作电压2分钟后读数, 小于或等于规格值 (20°C) I ≤ 0.2CV 或 500µA (取大值) (The bigger) After 2 minutes applied for rated voltage at 20°C, less than or equal to the specified value.					
损耗角正切值 tanδ Dissipation Factor	Rated voltage (V)	2.5~4	6.3	10~16	20~25	(at 20°C, 120Hz)
	tanδ (Max.)	0.18	0.15	0.12	0.15	
温度特性 Low Temperature Characteristics (Max. Impedance Ratio)	Z(-25°C)/Z(+20°C)	≤ 1.25		(100KHz)		
	Z(-55°C)/Z(+20°C)	≤ 1.25				
耐久性 Endurance	125°C 施加额定工作电压2000小时, 恢复到20°C后, 产品性能应满足以下要求 The specifications listed below shall be met when the capacitors are restored to 20°C after the rated voltage is applied for 2000 hours at 125°C					
	Appearance	No significant damage				
	Capacitance change	≤ ±20% of the initial value				
	D.F.(tanδ)	≤ 150% of the specified value				
	ESR	≤ 150% of the specified value				
	Leakage current	≤ The specified value				
Damp Heat (Steady State) 耐湿负荷特性	在60°C 温度, 湿度90%~95%RH的环境中, 施加额定电压1000小时后, 恢复到20°C后, 产品性能应满足以下要求 The specifications listed below shall be met when the capacitors are restored to 20°C after the rated voltage is applied for 1000 hours at 60°C, 90%~ 95% RH.					
	Appearance	No significant damage				
	Capacitance change	≤ ±20% of the initial value				
	D.F.(tanδ)	≤ 150% of the specified value				
	ESR	≤ 150% of the specified value				
	Leakage current	≤ The specified value				
浪涌电压特性 (Surge Voltage)	浪涌电压=额定电压* 1.15(V) Surge Voltage=Rated voltage * 1.15(V) 在125°C环境中, 按充电30秒, 放电5分30秒, 连续施加浪涌电压1000次(Rc=1kΩ), 待恢复后测试, 应满足以下要求 The capacitors shall be subjected to 1000 cycles each consisting of charge with the surge voltages specified at 125°C for 30 seconds through a protective resistor (Rc=1kΩ) and discharge for 5 minutes 30 seconds					
	Appearance	No significant damage				
	Capacitance change	≤ ±20% of the initial value				
	D.F.(tanδ)	≤ 150% of the specified value				
	ESR	≤ 150% of the specified value				
	Leakage current	≤ The specified value				

◆ **外形图 Dimensions (mm)**



ΦD	5	6.3	8	10
P	2	2.5	3.5	5
Φd	0.5	0.5	0.6	0.6
α	L < 16mm: 1.0			
	L ≥ 16mm: 2.0			

## CH Series

## ◆ 尺寸与最大纹波电流一览表 Standard Ratings

Rated voltage (V)	Rated capacitance( $\mu$ F)	Case size $\Phi$ D*L(mm)	ESR( $m\Omega$ ) at 20°C, 100 KHz	Rated ripple current (mA <sub>rms</sub> /105°C/100kHz)	Rated ripple current (mA <sub>rms</sub> /125°C/100kHz)
2.5 (OB)	560	8*12	13	4600	1510
	820	8*12	13	4600	1510
	1200	10*12	13	5400	1700
4 (OG)	560	8*12	13	4600	1510
	820	10*12	13	5400	1700
	1200	10*12	13	5400	1700
6.3 (OJ)	470	8*12	15	4300	1400
	680	8*12	15	4300	1400
	820	10*12	12	5400	1700
7.5 (OP)	500	6.3*8	15	4300	1400
	680	8*8	15	4300	1400
	820	10*12	12	5400	1700
10 (1A)	220	8*12	18	4000	1200
	470	8*12	18	4000	1200
	560	10*12	14	5400	1600
	820	8*12	12	5100	1600
	1500	10*12	12	5100	1600
16 (1C)	180	8*12	18	3500	1100
	220	8*12	18	3500	1100
	330	10*12	16	4600	1510
20 (1D)	100	8*12	24	3500	1100
	150	10*12	20	4300	1400
25 (1E)	22	8*12	65	1200	500
	47	8*12	55	1900	790
	220	8*12	40	2100	1050
	270	10*12	40	2100	1050
	330	10*12	32	2750	1375
	390	6.3*13	25	2200	1100
	470	6.3*15	25	3000	1500
	680	8*16	20	3300	1650

## ◆ 纹波电流修正系数 Rated Ripple Current Coefficient

频率 Frequency(Hz)	120Hz $\leq$ f<1kHz	1kHz $\leq$ f<10kHz	10kHz $\leq$ f<100kHz	100kHz $\leq$ f<500kHz
系数 Coefficient	0.05	0.30	0.70	1.00