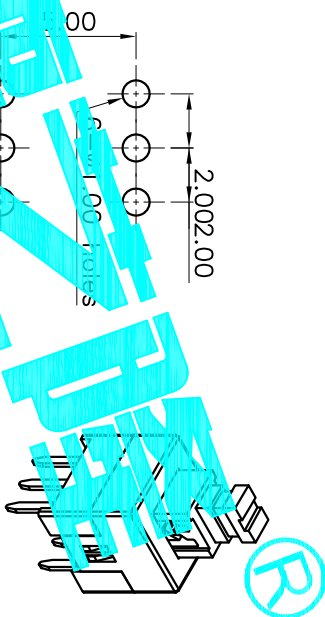
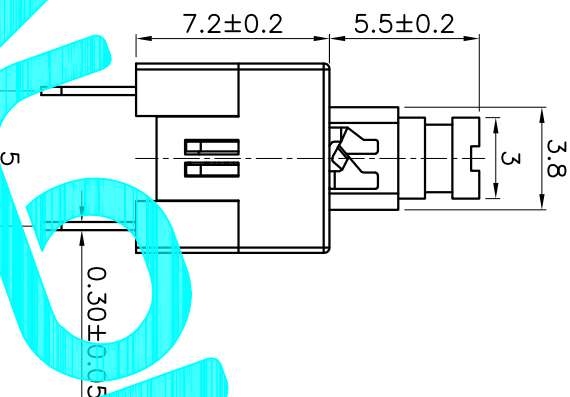
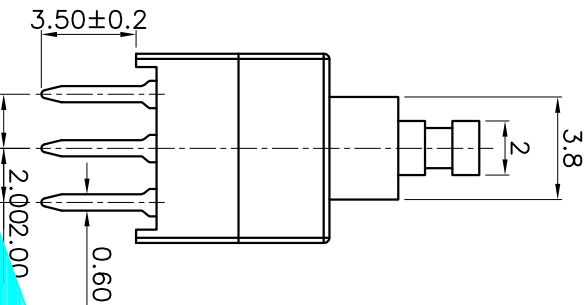
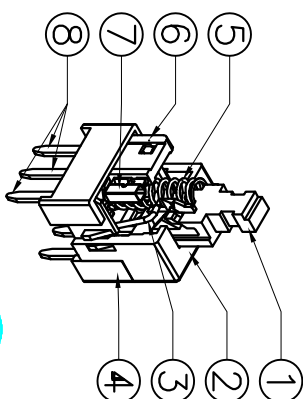
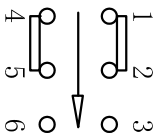
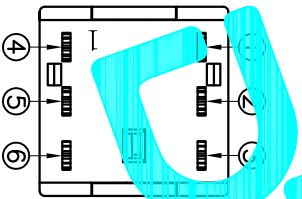


NOTE:  
 1. Operating Force: 230gf±50gf  
 2. Travel : 2.4±0.2mm



NO.	Operating Type	Part No.
1	Push To Lock	PB-22E70-L
2	Push No Lock	PB-22E70-N
3	Push No Sound No Lock	PB-22E70-S



Circuit Diagram

ITEM	PART NAME	QTY.	MATERIAL	FINISHING
⑧	Terminal	6	Brass strip	Plating silver
⑦	Contact	2	Phosphor bronze	Plating silver
⑥	Securing glue	2	PA66	Black
⑤	Spring	1	SUS	Natural
④	Base	1	PBT	Black
③	Crochet Needle	1	SUS	Natural
②	Cover	1	POM	White
①	KNOB	1	POM	Blue

APPROVALS		DATE	DRAWING NO.		SCALE:	SHEET
DRAWN	G.M.Chen	2015/4/16	PB-22E70-X		1:1	1 OF 1
CHECKED			PUSH SWITCH			
APPROVALS			ELECTRONICS CO.,LTD			
TOLERANCES ARE			PROJ.			
ECN NO.	REV.	DATE.	DESCRIPTION.			
	A		NEW			