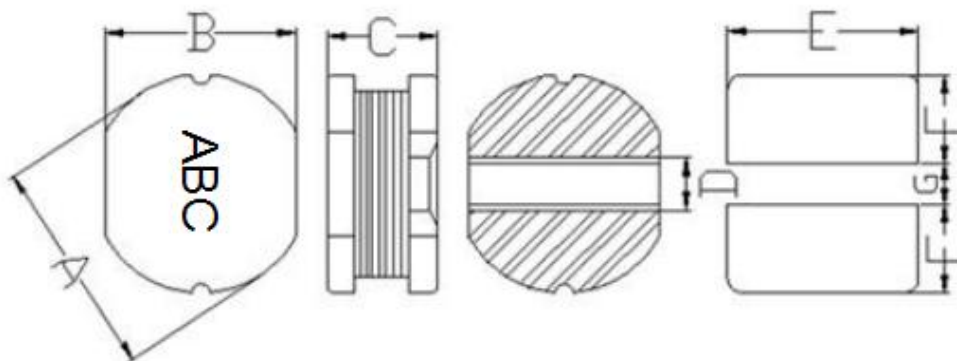


文件编号 File Number	SRD-WI-3659	版本号 Version Number	A	页码 page	1/4
---------------------	-------------	-----------------------	---	------------	-----

1、外形尺寸 Dimension :

单位Unit: mm



A	7.8±0.3
B	7.0±0.3
C	5.0±0.3
D	2.4Ref.
E	7.5Ref.
F	3.0Ref.
G	2.4Ref.

2、产品品名构成 Product Spec. Model

SR 75 Y F - 2R2 M

a b c d e f

a: 系列名称 Series name

b: 产品尺寸 Product dimensions (A x B x C)

c: 密封方式 Sealing way (L: 冷封 Cold seal Y: 热封 Heat seal)

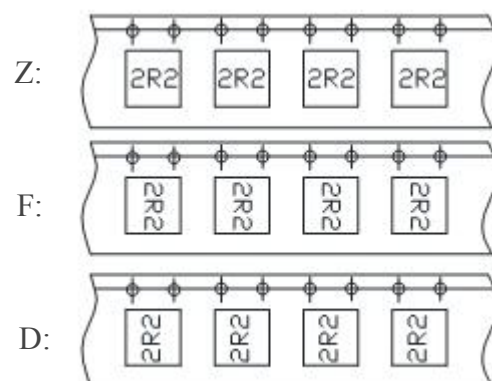
d: 印字方向 Lettering direction ▶

e: 电感值 Inductance Value

(1R0:1.0uH; 100: 10uH; 101:100uH)

f: 电感公差 Inductance Tolerance (K:10% ; M:20% ; N:30%)

▶ Lettering direction



3、结构 Structure



4、材料清单 MATERIAL LIST

NO.	PARTS	MATERIAL	UL FILE NO.	TEMP. CLASS
1	CORE	Ni-Zn CORE OR EQUIVALENT	NA	NA
2	WIRE	POLYURETHANE ENAMELLED COPPER WIRE OR EQUIVALENT	E258243	180°C
3	SOLDER	Sn99.3-Cu0.7 OR EQUIVALENT	NA	NA

*NA:NOT APPLICABLE.

文件编号 File Number	SRD-WI-3659	版本号 Version Number	A	页码 page	2/4
---------------------	-------------	-----------------------	---	------------	-----

5、电性能参数表 Electrical Characteristics List

规格型号 Part NO.	电感量 Tolerance(μ H)	测试频率 Test Freq. (kHz/v)	直流电阻 DCR Max (Ω)	饱和电流 Isat (A)
SCD.7850.DYF1R0MT00	1.0	100 / 0.25	0.013	5.20
SCD.7850.DYF1R5MT00	1.5	100 / 0.25	0.014	5.00
SCD.7850.DYF2R2MT00	2.2	100 / 0.25	0.015	4.80
SCD.7850.DYF2R7MT00	2.7	100 / 0.25	0.017	4.60
SCD.7850.DYF3R3MT00	3.3	100 / 0.25	0.020	4.00
SCD.7850.DYF3R9MT00	3.9	100 / 0.25	0.023	4.00
SCD.7850.DYF4R7MT00	4.7	100 / 0.25	0.026	3.80
SCD.7850.DYF5R6MT00	5.6	100 / 0.25	0.027	3.10
SCD.7850.DYF6R8MT00	6.8	100 / 0.25	0.033	2.80
SCD.7850.DYF8R2MT00	8.2	100 / 0.25	0.039	2.52
SCD.7850.DYF100KT00	10	1.0 / 0.25	0.042	2.31
SCD.7850.DYF120KT00	12	1.0 / 0.25	0.049	2.00
SCD.7850.DYF150KT00	15	1.0 / 0.25	0.072	1.81
SCD.7850.DYF180KT00	18	1.0 / 0.25	0.085	1.59
SCD.7850.DYF220KT00	22	1.0 / 0.25	0.091	1.50
SCD.7850.DYF270KT00	27	1.0 / 0.25	0.107	1.28
SCD.7850.DYF300KT00	30	1.0 / 0.25	0.115	1.24
SCD.7850.DYF330KT00	33	1.0 / 0.25	0.120	1.20
SCD.7850.DYF390KT00	39	1.0 / 0.25	0.150	1.08
SCD.7850.DYF470KT00	47	1.0 / 0.25	0.176	1.05
SCD.7850.DYF560KT00	56	1.0 / 0.25	0.208	0.93
SCD.7850.DYF680KT00	68	1.0 / 0.25	0.238	0.83
SCD.7850.DYF820KT00	82	1.0 / 0.25	0.273	0.78
SCD.7850.DYF101KT00	100	1.0 / 0.25	0.325	0.73
SCD.7850.DYF121KT00	120	1.0 / 0.25	0.390	0.65
SCD.7850.DYF151KT00	150	1.0 / 0.25	0.520	0.58
SCD.7850.DYF181KT00	180	1.0 / 0.25	0.598	0.51
SCD.7850.DYF221KT00	220	1.0 / 0.25	0.793	0.48
SCD.7850.DYF271KT00	270	1.0 / 0.25	0.884	0.40

※公差Tolerance: N:±30%、M:±20%、K:±10%.

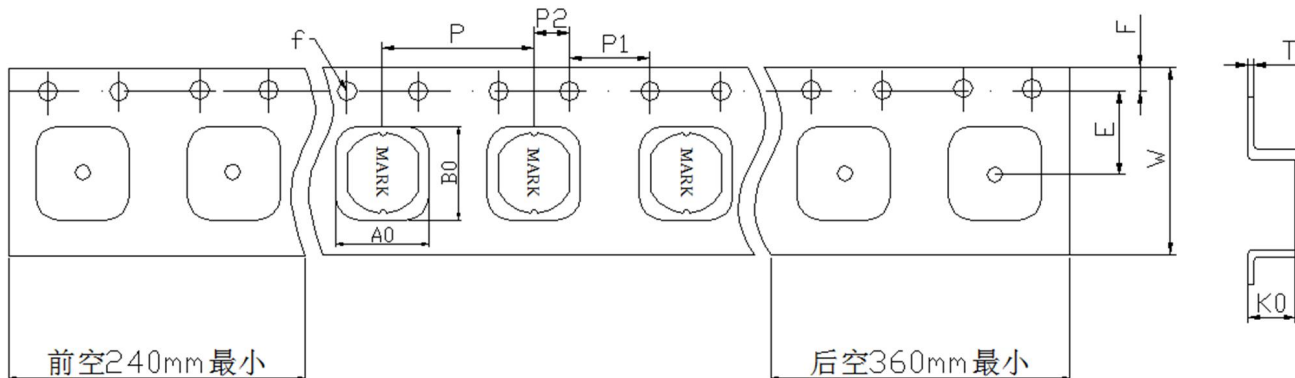
※工作温度Operating temperature rang: -40 °C to +125°C (Including Self-heating)

※储存温度Storage temperature rang: -40 °C to +125°C

Isat电流: 指使电感量比初始值下降10% (The rated DC current is that which cause at 10% inductance reduction from the initial value) 。

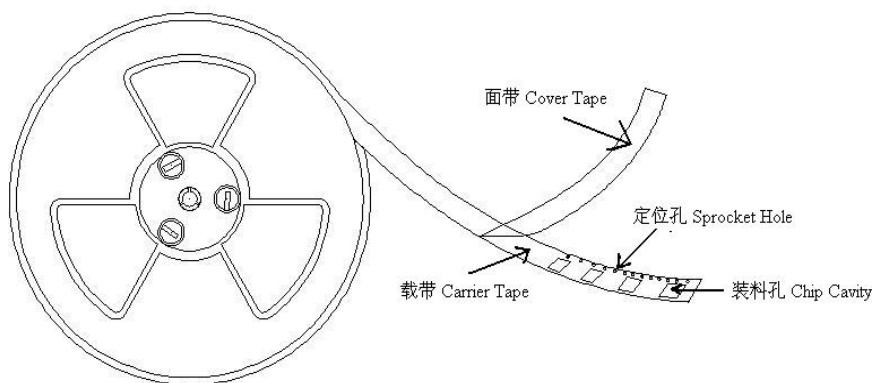
6、产品包装 Packaging

1) 载带包装示意图 Tape packing diagram



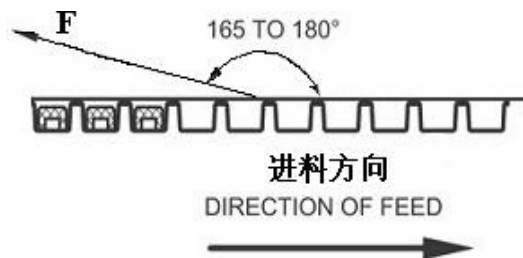
ITEM	W	A0	B0	K0	P	E	F	D0	P0	P2	T
DIM	16.00	8.20	7.50	5.40	12.00	7.50	1.75	1.50	4.00	2.00	0.40
TOLE	±0.3	±0.1	±0.1	±0.1	±0.1	±0.1	±0.1	+0.1	±0.1	±0.1	±0.05

2) 卷盘包装示意图 Tape packing diagram



3) 剥离强度要求 Peeling required

- ① F 力大小: 20~100g;
- ② 面带剥离角度: 165°~180°。



4) 包装数量 Packing quantity

项目	数量 (PCS)	尺寸规格 (mm)
盘	1000	13"
内盒	3000	340mm*340mm*65mm
外箱	6000	360mm*360mm*160mm