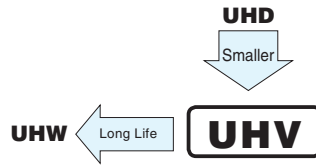



UHV High Ripple Low Impedance



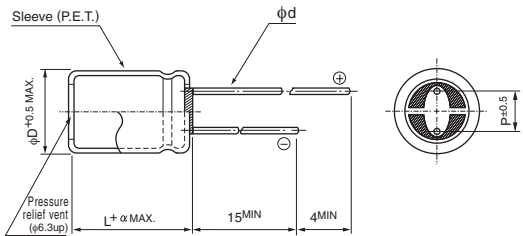
- Lower impedance at high frequency range.
- Smaller case size and high ripple current.
- Compliant to the RoHS directive (2011/65/EU,(EU)2015/863).



Specifications

Item	Performance Characteristics						
Category Temperature Range	-40 to +105°C						
Rated Voltage Range	6.3 to 35V						
Rated Capacitance Range	47 to 8200µF						
Capacitance Tolerance	±20% at 120Hz, 20°C						
Leakage Current	After 2 minutes' application of rated voltage at 20°C, leakage current is not more than 0.01CV or 3 (µA), whichever is greater.						
Tangent of loss angle (tan δ)	Rated voltage (V)	6.3	10	16	25	35	120Hz 20°C
	tan δ (MAX.)	0.21	0.18	0.15	0.13	0.11	
For capacitance of more than 1000µF, add 0.02 for every increase of 1000µF.							
Stability at Low Temperature	Rated voltage (V)	6.3	10	16	25	35	120Hz
	Impedance ratio (MAX.)	Z-25°C / Z+20°C	2	2	2	2	
		Z-40°C / Z+20°C	3	3	3	3	3
Endurance	The specifications listed at right shall be met when the capacitors are restored to 20°C after D.C. bias plus rated ripple current is applied for 6000 hours (5000 hours for φD=5 and 6.3) at 105°C, the peak voltage shall not exceed the rated voltage.						
	Capacitance change	Within ±25% of the initial capacitance value (6.3V 10V : ±30%)					
	tan δ	200% or less than the initial specified value					
	Leakage current	Less than or equal to the initial specified value					
Marking	Printed with white color letter on black sleeve.						

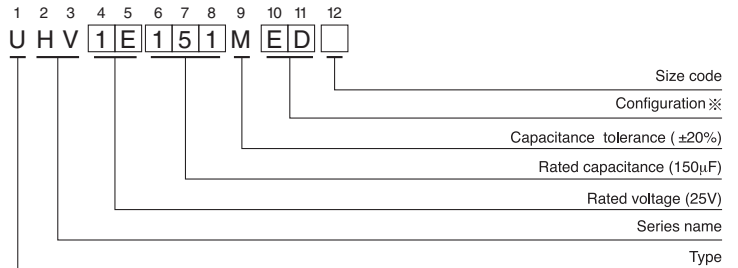
Radial Lead Type



α		(mm)					
α	(L < 20)	1.5					
	(L ≥ 20)	2.0					
	φD	5	6.3	8	10	12.5	16
	P	2.0	2.5	3.5	5.0	5.0	7.5
	φd	0.5	0.5	0.6	0.6	0.6 [※]	0.8

※ In case L > 25 for the φ12.5 dia. unit, lead dia. φd = 0.8mm.

Type numbering system (Example : 25V 150µF)



※ Configuration

φ D	Pb-free leadwire Pb-free PET sleeve
5	DD
6.3	ED
8 · 10	PD
12.5 · 16	HD

- Please refer to the Guidelines for Aluminum Electrolytic Capacitors for end seal configuration information.

Frequency coefficient of rated ripple current

Cap. (µF)	Frequency	120Hz	1kHz	10kHz	100kHz or more
47 to 150		0.40	0.75	0.90	1.00
220 to 560		0.50	0.85	0.94	1.00
680 to 1800		0.60	0.87	0.95	1.00
2200 to 3900		0.75	0.90	0.95	1.00
4700 to 8200		0.85	0.95	0.98	1.00

• Dimension table in next page.

UHV

■ Dimensions

Rated Voltage (V) (code)	Rated Capacitance (μ F)	Case Size ϕ D \times L (mm)	tan δ	Leakage Current (μ A) (at 20°C after 2 minutes)	Impedance (Ω) MAX.		Rated Ripple (mA _{rms}) (105°C/100kHz)	Part Number
					20°C/ 100kHz	-10°C/ 100kHz		
6.3 (0J)	220	5×11	0.21	13.86	0.23	0.76	360	UHV0J221MDD
	330	6.3×11	0.21	20.79	0.10	0.33	460	UHV0J331MED
	470	6.3×11	0.21	29.61	0.10	0.33	550	UHV0J471MED
	680	8×11.5	0.21	42.84	0.059	0.181	900	UHV0J681MPD
	820	8×11.5	0.21	51.66	0.059	0.181	990	UHV0J821MPD
	1000	10×12.5	0.21	63	0.043	0.133	1250	UHV0J102MPD
	1200	10×12.5	0.21	75.6	0.043	0.133	1360	UHV0J122MPD
	1200	8×15	0.21	75.6	0.046	0.143	1330	UHV0J122MPD6
	1500	8×20	0.21	94.5	0.031	0.105	1550	UHV0J152MPD
	1800	10×16	0.21	113.4	0.030	0.095	1815	UHV0J182MPD
	2200	10×20	0.23	138.6	0.019	0.057	2160	UHV0J222MPD
	2700	10×25	0.23	170.1	0.017	0.051	2475	UHV0J272MPD
	3300	12.5×20	0.25	207.9	0.016	0.041	2500	UHV0J332MHD
	3900	12.5×20	0.25	245.7	0.016	0.041	2725	UHV0J392MHD
	4700	12.5×25	0.27	296.1	0.014	0.036	3190	UHV0J472MHD
	5600	12.5×31.5	0.29	352.8	0.012	0.031	3795	UHV0J562MHD
	6800	12.5×35.5	0.31	428.4	0.011	0.029	3925	UHV0J682MHD
	6800	16×20	0.31	428.4	0.014	0.036	3575	UHV0J682MHD6
8200	16×25	0.35	516.6	0.012	0.033	3990	UHV0J822MHD	
10 (1A)	150	5×11	0.18	15	0.23	0.76	360	UHV1A151MDD
	220	6.3×11	0.18	22	0.10	0.33	450	UHV1A221MED
	330	6.3×11	0.18	33	0.10	0.33	550	UHV1A331MED
	470	8×11.5	0.18	47	0.059	0.181	820	UHV1A471MPD
	680	8×11.5	0.18	68	0.059	0.181	990	UHV1A681MPD
	820	10×12.5	0.18	82	0.043	0.133	1250	UHV1A821MPD
	1000	10×12.5	0.18	100	0.043	0.133	1360	UHV1A102MPD
	1000	8×15	0.18	100	0.046	0.143	1330	UHV1A102MPD6
	1200	10×16	0.18	120	0.030	0.095	1650	UHV1A122MPD
	1500	10×16	0.18	150	0.030	0.095	1815	UHV1A152MPD
	1500	8×20	0.18	150	0.031	0.105	1550	UHV1A152MPD6
	1800	10×20	0.18	180	0.019	0.057	2160	UHV1A182MPD
	2200	10×25	0.2	220	0.017	0.051	2475	UHV1A222MPD
	2700	12.5×20	0.2	270	0.016	0.041	2475	UHV1A272MHD
	3300	12.5×20	0.22	330	0.016	0.041	2725	UHV1A332MHD
	3900	12.5×25	0.22	390	0.014	0.036	3190	UHV1A392MHD
	4700	12.5×31.5	0.24	470	0.012	0.031	3795	UHV1A472MHD
	4700	16×20	0.24	470	0.014	0.036	3575	UHV1A472MHD6
	5600	12.5×35.5	0.26	560	0.011	0.029	3975	UHV1A562MHD
	6800	16×25	0.28	680	0.012	0.033	3990	UHV1A682MHD

For cut leads, formed leads or taped parts, please add the appropriate code after the size code (12th digit).
If there is no size code in the part number, please add size code "1" and then add the appropriate code.

UHV

■ Dimensions

Rated Voltage (V) (code)	Rated Capacitance (μ F)	Case Size ϕ D \times L (mm)	tan δ	Leakage Current (μ A) (at 20°C after 2 minutes)	Impedance (Ω) MAX.		Rated Ripple (mArms) (105°C/100kHz)	Part Number
					20°C/ 100kHz	-10°C/ 100kHz		
16 (1C)	100	5 \times 11	0.15	16	0.23	0.76	360	UHV1C101MDD
	150	6.3 \times 11	0.15	24	0.10	0.33	450	UHV1C151MED
	220	6.3 \times 11	0.15	35.2	0.10	0.33	550	UHV1C221MED
	330	8 \times 11.5	0.15	52.8	0.059	0.181	830	UHV1C331MPD
	470	8 \times 11.5	0.15	75.2	0.059	0.181	990	UHV1C471MPD
	680	10 \times 12.5	0.15	108.8	0.043	0.133	1360	UHV1C681MPD
	680	8 \times 15	0.15	108.8	0.046	0.143	1330	UHV1C681MPD6
	820	10 \times 16	0.15	131.2	0.030	0.095	1650	UHV1C821MPD
	1000	10 \times 16	0.15	160	0.030	0.095	1815	UHV1C102MPD
	1000	8 \times 20	0.15	160	0.031	0.105	1550	UHV1C102MPD6
	1200	10 \times 20	0.15	192	0.019	0.057	1930	UHV1C122MPD
	1500	10 \times 20	0.15	240	0.019	0.057	2160	UHV1C152MPD
	1800	10 \times 25	0.15	288	0.017	0.051	2475	UHV1C182MPD
	2200	12.5 \times 20	0.17	352	0.016	0.041	2725	UHV1C222MHD
	2700	12.5 \times 25	0.17	432	0.014	0.036	3190	UHV1C272MHD
	3300	12.5 \times 31.5	0.19	528	0.012	0.031	3795	UHV1C332MHD
	3300	16 \times 20	0.19	528	0.014	0.036	3575	UHV1C332MHD6
3900	12.5 \times 35.5	0.19	624	0.011	0.029	3925	UHV1C392MHD	
4700	16 \times 25	0.21	752	0.012	0.033	3990	UHV1C472MHD	
25 (1E)	68	5 \times 11	0.13	17	0.23	0.76	360	UHV1E680MDD
	100	6.3 \times 11	0.13	25	0.10	0.33	450	UHV1E101MED
	150	6.3 \times 11	0.13	37.5	0.10	0.33	550	UHV1E151MED
	220	8 \times 11.5	0.13	55	0.059	0.181	810	UHV1E221MPD
	270	8 \times 11.5	0.13	67.5	0.059	0.181	900	UHV1E271MPD
	330	8 \times 11.5	0.13	82.5	0.059	0.181	990	UHV1E331MPD
	390	8 \times 15	0.13	97.5	0.046	0.143	1330	UHV1E391MPD
	470	10 \times 12.5	0.13	117.5	0.043	0.133	1360	UHV1E471MPD
	560	8 \times 20	0.13	140	0.031	0.105	1550	UHV1E561MPD
	680	10 \times 16	0.13	170	0.030	0.095	1815	UHV1E681MPD
	820	10 \times 20	0.13	205	0.019	0.057	2160	UHV1E821MPD
	1000	10 \times 25	0.13	250	0.017	0.051	2475	UHV1E102MPD
	1200	12.5 \times 20	0.13	300	0.016	0.041	2475	UHV1E122MHD
	1500	12.5 \times 20	0.13	375	0.016	0.041	2725	UHV1E152MHD
	1800	12.5 \times 25	0.13	450	0.014	0.036	3190	UHV1E182MHD
	2200	12.5 \times 31.5	0.15	550	0.012	0.031	3795	UHV1E222MHD
	2200	16 \times 20	0.15	550	0.014	0.036	3575	UHV1E222MHD6
2700	12.5 \times 35.5	0.15	675	0.011	0.029	3925	UHV1E272MHD	
3300	16 \times 25	0.17	825	0.012	0.033	3990	UHV1E332MHD	

For cut leads, formed leads or taped parts, please add the appropriate code after the size code (12th digit).
If there is no size code in the part number, please add size code "1" and then add the appropriate code.

UHV

■ Dimensions

Rated Voltage (V) (code)	Rated Capacitance (μ F)	Case Size ϕ D \times L (mm)	tan δ	Leakage Current (μ A) (at 20°C after 2 minutes)	Impedance (Ω) MAX.		Rated Ripple (mA _{rms}) (105°C/100kHz)	Part Number
					20°C/ 100kHz	-10°C/ 100kHz		
35 (1V)	47	5 \times 11	0.11	16.45	0.23	0.76	360	UHV1V470MDD
	68	6.3 \times 11	0.11	23.8	0.10	0.33	450	UHV1V680MED
	100	6.3 \times 11	0.11	35	0.10	0.33	550	UHV1V101MED
	150	8 \times 11.5	0.11	52.5	0.059	0.181	820	UHV1V151MPD
	220	8 \times 11.5	0.11	77	0.059	0.181	990	UHV1V221MPD
	270	8 \times 15	0.11	94.5	0.046	0.143	1330	UHV1V271MPD
	330	10 \times 12.5	0.11	115.5	0.043	0.133	1360	UHV1V331MPD
	390	8 \times 20	0.11	136.5	0.031	0.105	1550	UHV1V391MPD
	470	10 \times 16	0.11	164.5	0.030	0.095	1815	UHV1V471MPD
	560	10 \times 20	0.11	196	0.019	0.057	2160	UHV1V561MPD
	680	10 \times 25	0.11	238	0.017	0.051	2475	UHV1V681MPD
	820	12.5 \times 20	0.11	287	0.016	0.041	2725	UHV1V821MHD
	1000	12.5 \times 20	0.11	350	0.016	0.041	2920	UHV1V102MHD
	1200	12.5 \times 25	0.11	420	0.014	0.041	3190	UHV1V122MHD
	1500	12.5 \times 31.5	0.11	525	0.012	0.031	3795	UHV1V152MHD
	1500	16 \times 20	0.11	525	0.014	0.036	3575	UHV1V152MHD6
	1800	12.5 \times 35.5	0.11	630	0.011	0.029	3925	UHV1V182MHD
2200	16 \times 25	0.13	770	0.012	0.033	3990	UHV1V222MHD	

For cut leads, formed leads or taped parts, please add the appropriate code after the size code (12th digit).
If there is no size code in the part number, please add size code "1" and then add the appropriate code.

- For formed lead or taped product specifications and minimum order quantity, please refer to the Guidelines for Aluminum Electrolytic Capacitors.