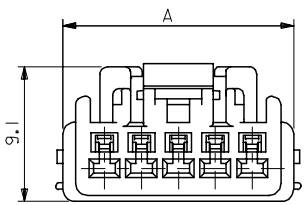
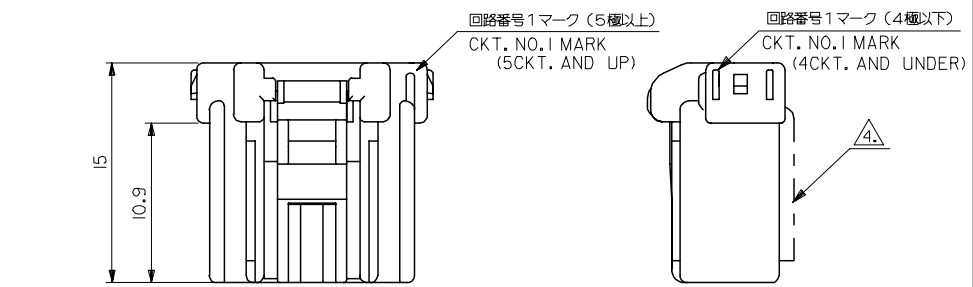
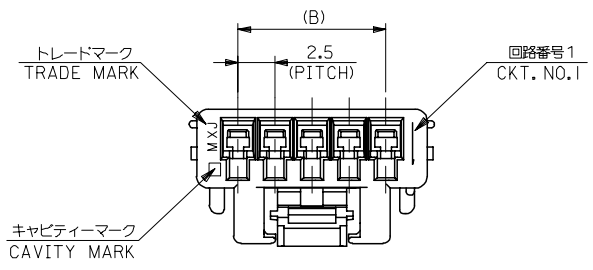


10 9 8 7 6 5 4 3 2 1

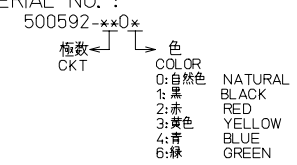
SHAPE OF
500592-050*



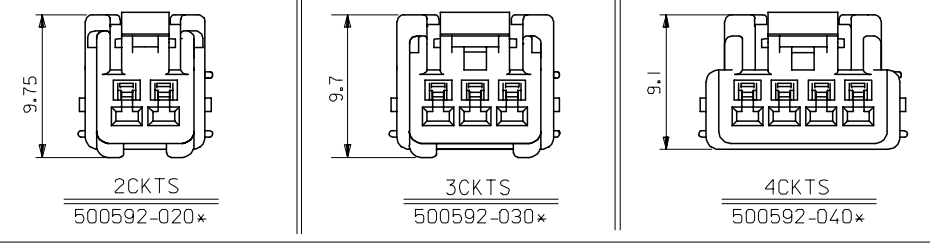
注記
NOTES

- 1. 適合ターミナル：50397シリーズ
APPLICABLE TERMINAL：50397 SERIES
- 2. 適合リテーナー：500817シリーズ
APPLICABLE RETAINER：500817 SERIES
- 3. 嵌合相手：500593シリーズ
MATE WITH：500593 SERIES
- 4. 2及び3種に適用。
APPLY 2&3 CIRCUITS.
- 5. 材質：PBT (UL94V-0)
MATERIAL：PBT(UL94V-0)

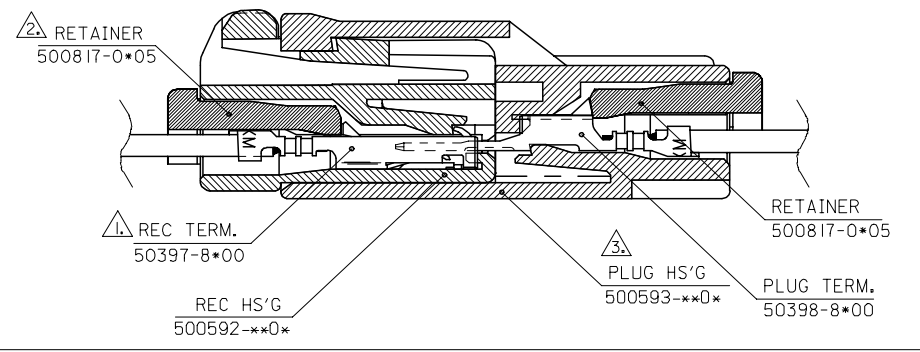
6. MATERIAL NO. は以下の内容を示す。
MATERIAL NO. :



4種以下での極数レイアウト図
LAYOUT OF 2/3/4CKTS.



ターミナル装着状態図
TERMINAL ASSEMBLY DRAWING



REVISED EC NO: J2006-1361 DRW: MABEI CHK: KATOYODA APP: NUKITA	DESCRIPTION 2005/10/27 2005/10/27 2005/11/01	GENERAL TOLERANCES (UNLESS SPECIFIED)		DIMENSION STYLE MM ONLY		SCALE ---	500592-**-0*	MODEL NO.
		10 UNDER	±0.2	DRAWN BY T.ODA	DATE '04/06/09	TITLE 2.5MM WIRE TO WIRE CONN RECEPTACLE HOUSING	DESIGN UNITS METRIC	THIRD ANGLE PROJECTION
		10 OVER 30 UNDER	±0.25	CHECKED BY S. ICHIKAWA	DATE '04/06/09	MATERIAL NO. SEE CHART	DOCUMENT NO. SD-500592-001	SHEET NO. 1 OF 2
		30 OVER	±0.3	APPROVED BY Y. ITO	DATE '04/06/09	MOLEX INCORPORATED		
A	REV	ANGULAR	±3 °	DRAFT WHERE APPLICABLE MUST REMAIN WITHIN DIMENSIONS		THIS DRAWING CONTAINS INFORMATION THAT IS PROPRIETARY TO MOLEX INCORPORATED AND SHOULD NOT BE USED WITHOUT WRITTEN PERMISSION		

10 9 8 7 6 5 4 3 2 1

F

F

E

E

D

D

C

C

B

B

A

A

500593-080*	500817-0805	17.5	23.1	8	500592-0806	500592-0804	500592-0803	500592-0802		500592-0800	500592-***0*
└ -070*	└ -0705	15	20.6	7	└ -0706	└ -0704	└ -0703	└ -0702		└ -0700	
└ -060*	└ -0605	12.5	18.1	6	└ -0606	└ -0604	└ -0603	└ -0602		└ -0600	
└ -050*	└ -0505	10	15.6	5	└ -0506	└ -0504	└ -0503	└ -0502		└ -0500	
└ -040*	└ -0405	7.5	13.1	4	└ -0406	└ -0404	└ -0403	└ -0402		└ -0400	
└ -030*	└ -0305	5	10.6	3	└ -0306	└ -0304	└ -0303	└ -0302		└ -0300	
500593-020*	500817-0205	2.5	8.1	2	500592-0206	500592-0204	500592-0203	500592-0202	500592-0201	500592-0200	MODEL NO.
MATE WITH	CONFORTABLE-RETAINER	B	A	CKT.	GREEN	BLUE	YELLOW	RED	BLACK	NATURAL	

REVISED EC NO: J2006-1361 DRWN: NABEI 2005/10/27 CHKD: KTOYODA 2005/10/27 APPR: NUKITA 2005/11/01 A	DESCRIPTION GENERAL TOLERANCES (UNLESS SPECIFIED)	DIMENSION STYLE MM ONLY		SCALE ---	DESIGN UNITS METRIC	THIRD ANGLE PROJECTION
		DRAWN BY T.ODA	DATE '04/06/09	TITLE 2.5MM WIRE TO WIRE CONN RECEPTACLE HOUSING		
		CHECKED BY S. ICHIKAWA	DATE '04/06/09	MOLEX INCORPORATED		
		APPROVED BY Y. ITO	DATE '04/06/09	MATERIAL NO. SEE CHART	DOCUMENT NO. SD-500592-001	SHEET NO. 2 OF 2
DRAFT WHERE APPLICABLE MUST REMAIN WITHIN DIMENSIONS		SIZE A3	THIS DRAWING CONTAINS INFORMATION THAT IS PROPRIETARY TO MOLEX INCORPORATED AND SHOULD NOT BE USED WITHOUT WRITTEN PERMISSION			