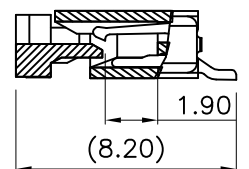
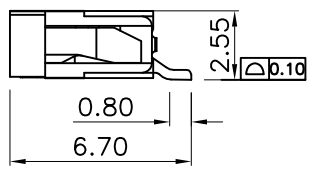
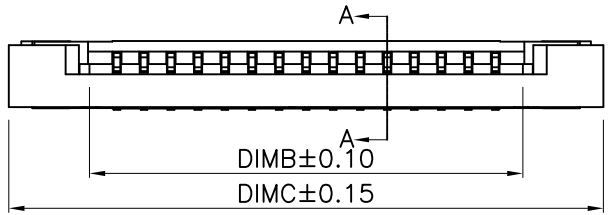

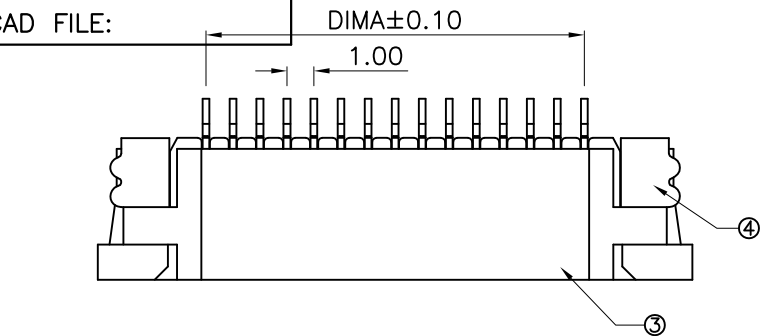
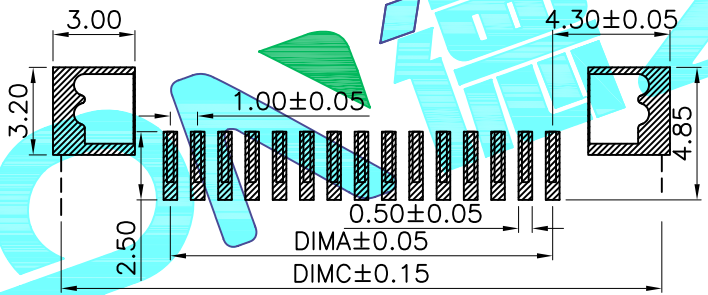
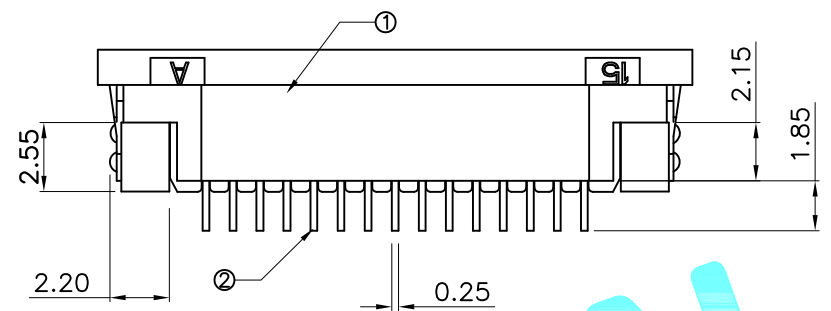


CAD FILE:

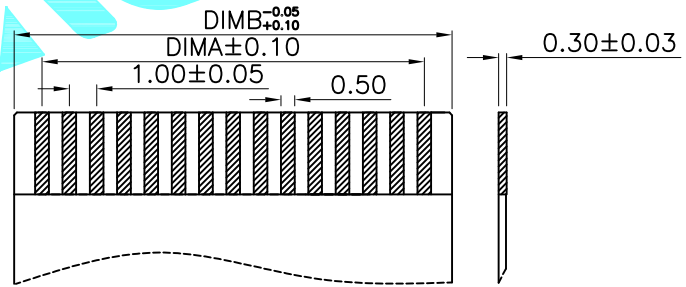


SECTION A-A



Recommended P.C.B Layout

Specification:
 Rating: 50V DC/AC
 Contact Resistance: 30 mΩ Max.
 Insulation resistance: 500 MΩ min
 Operating temperature: -25°C~85°C



适用扁平线

FC10-S XX DCU-00
 SERIAL NUMBER

NO OF CKT(PIN)

CKT	DIMA	DIMB	DIMC
4	3.00	5.03	11.00
5	4.00	6.03	12.00
6	5.00	7.03	13.00
7	6.00	8.03	14.00
8	7.00	9.03	15.00
9	8.00	10.03	16.00
10	9.00	11.03	17.00
11	10.00	12.03	18.00
12	11.00	13.03	19.00
13	12.00	14.03	20.00
14	13.00	15.03	21.00
15	14.00	16.03	22.00
16	15.00	17.03	23.00
17	16.00	18.03	24.00
18	17.00	19.03	25.00
19	18.00	20.03	26.00
20	19.00	21.03	27.00
21	20.00	22.03	28.00
22	21.00	23.03	29.00
23	22.00	24.03	30.00
24	23.00	25.03	31.00
25	24.00	26.03	32.00
26	25.00	27.03	33.00
27	26.00	28.03	34.00
28	27.00	29.03	35.00
29	28.00	30.03	36.00
30	29.00	31.03	37.00
31	30.00	32.03	38.00
32	31.00	33.03	39.00
33	32.00	34.03	40.00
34	33.00	35.03	41.00
35	34.00	36.03	42.00
36	35.00	37.03	43.00
37	36.00	38.03	44.00
38	37.00	39.03	45.00
39	38.00	40.03	46.00
40	39.00	41.03	47.00

ITEM	PART NAME	QTY.	MATERIAL	FINISHING
④	Punching	1	Brass	Ni Plating
③	Cover	1	LCP	White
②	Terminal	X	Brass strip	Ni Plating
①	Rubber core	1	LCP	Black

APPROVALS		DATE
DRAWN	G.M.Chen	2014/11/26
CHECKED		
APPROVALS		

DEALON 德之隆®
 ELECTRONICS CO.,LTD

TITLE: FPC CONNECTOR
 PART NO. FC10-SXXDCU-00

ECN NO.	REV.	DATE.	DESCRIPTION.	CHANGE.	CHECK.	APPRO.
	A		NEW			

TOLERANCES ARE	30~以上	±0.30	ANGLE	UNIT: mm	SCALE: 1:1	SHEET 1 OF 1
	10~30	±0.20				
	5~10	±0.15	±2'	DRAWING NO.		PROJ: ④
	~ 5	±0.10				