

A

B

C

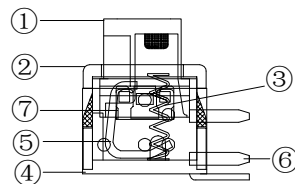
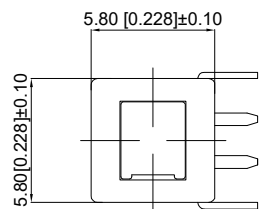
D

E

F

G

1

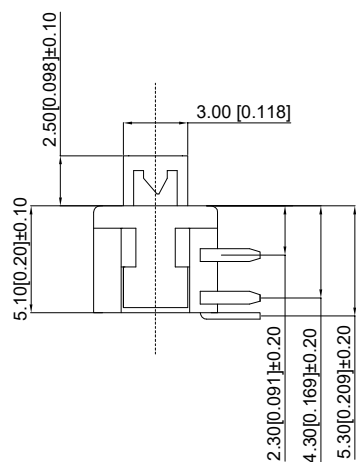


SPECIFICATIONS

1.ELECTRICAL

Contact rating	0.1A,30VDC
Contact resistance	50mWMax.
Insulation resistance	100MWMIn. at 250VDC
Dielectric strength	250VAC Min. for 60 sec.

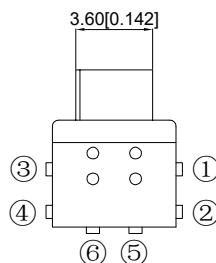
2



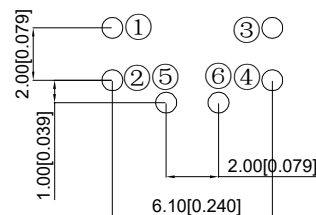
2.MECHANICAL AND ENVIRONMENTAL

Temperature rating	Operating: -15 to +55 Storage: -25 °C to +65 °C
Operation force	250±50gf
Stroke	Lock Stroke: 1.5+0.2mm Full Stroke: 2.0+0.2mm
Operating life	full load: 1x10 ⁴ cycles no load: 1 x10 ⁵ cycles
Contact form	DPDT

CIRCUIT DIAGRAM

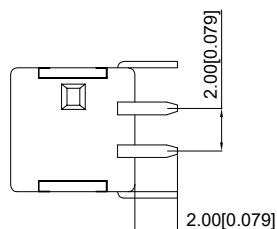


3



PCB LAYOT

4



7	Contact	Phosphor bronze	2	Plating silvering
6	Terminal	Brass	6	Plating silvering
5	Spring	SUS	1	Natural color
4	Base	PPA	1	
3	Crocher Needle	SUS	1	Natural color
2	Cover	PPA	1	
1	Keystake	PPA	1	
ITEM	Name	Materials	NUM	COLOR

5

REV	DATE	REVISION DESCRIPTION	ISSUE
A4			
A3			
A2			
A1			



COMMON TOLERANCE

X.XX	± 0.10
X.X	± 0.15
X	± 0.25
ANGULAR	—

UNIT

MM

PROJECTED



PRODUCT NAME:

DRAWN BY

FUYUAN

CHECKED BY

COCO

MODEL NO: TP55813175

DATE

2019

APPROVAL B

ALEN

Https: www.rocpcu.tw

ROCPU TECHNOLOGY CO.,LTD

Copies are issued in strict confidence and shall not be reproduced or copied, or used as the basis of manufacture or sale of apparatus without permission