

Technical Data Sheet

3.0mm 2pcs Circuit Board Indicator

A4264B/SURSYG/S530-A3



■ Features :

- Low power consumption
High efficiency and low cost
- Good control and free combinations
on the colors of LED lamps
- Good lock and easy to assembly
- Stackable and easy to assembly
- Stackable vertically and easy to assembly
- Versatile mounting on P.C board or panel
- Stackable horizontally and easy to assembly
- Pb free
- The product itself will remain within RoHS compliant version

■ Descriptions :

- ARRAY=Plastic Holder+Combinations of Lamps
- The array will easily mount the applicable lamps on any panel up to

■ Applications :

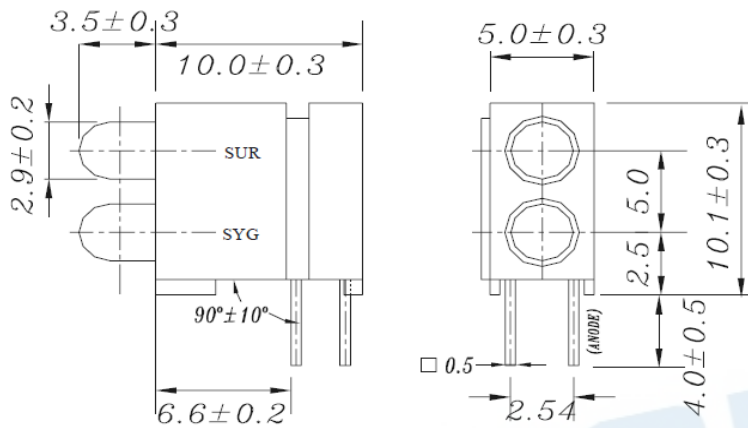
- 1.Used as indicators of indicating the Degree, Functions, Positions etc, in electronic instruments.

LED PART NO.	Chip		Lens Color
	Material	Emitted Color	
264-10SURD/S530-A3	AlGaInP	Hyper Red	Red Diffused
264-10SYGD/S530-E2	AlGaInP	Super Yellow Green	Green Diffused

EVERLIGHT

A4264B/SURSYG/S530-A3

Package Dimensions



- Notes: 1.All dimensions are in millimeters, tolerance is 0.25mm except being specified
2.Lead spacing is measured where the lead emerge from the package

■ Absolute Maximum Ratings at Ta = 25°C

Parameter	Symbol	Rating	Unit	
Forward Current	IF	264-10SURD/S530-A3	25	mA
		264-10SYGD/S530-E2	25	
Operating Temperature	Topr	-40 to +85	°C	
Storage Temperature	Tstg	-40 to +100	°C	
Soldering Temperature	Tsol	260	°C	
Electrostatic Discharge	ESD	264-10SURD/S530-A3	2000	V
		264-10SYGD/S530-E2	2000	
Power Dissipation	Pd	264-10SURD/S530-A3	60	mW
		264-10SYGD/S530-E2	60	



LIGHTING FOREVER

Technical Data Sheet

3.0mm 2pcs Circuit Board Indicator

A4264B/SURSYG/S530-A3

Electro-Optical Characteristics (Ta=25°C)

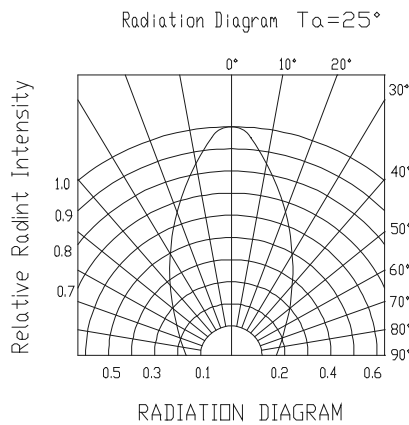
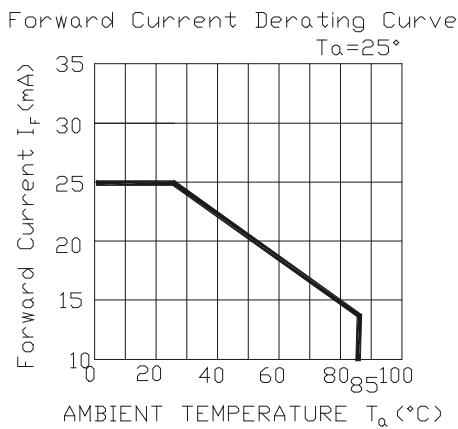
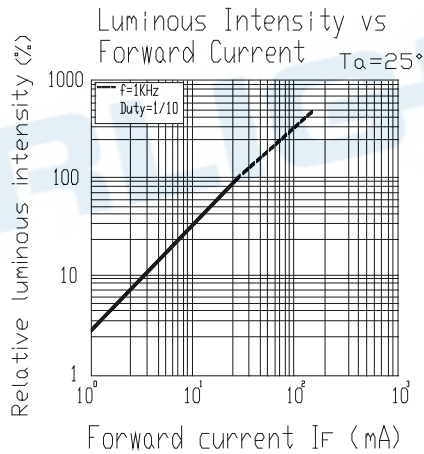
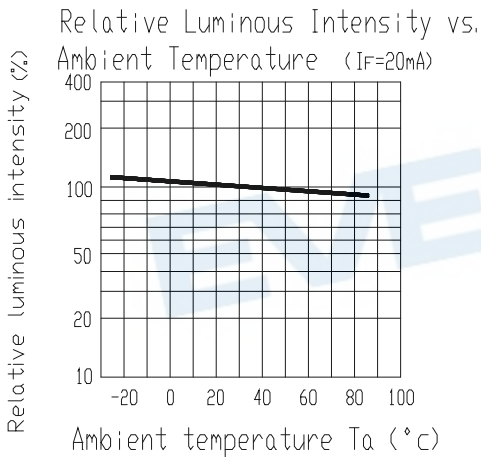
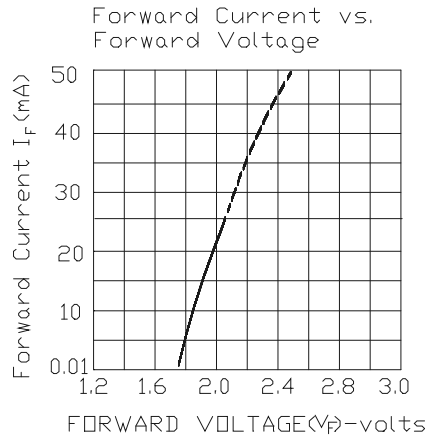
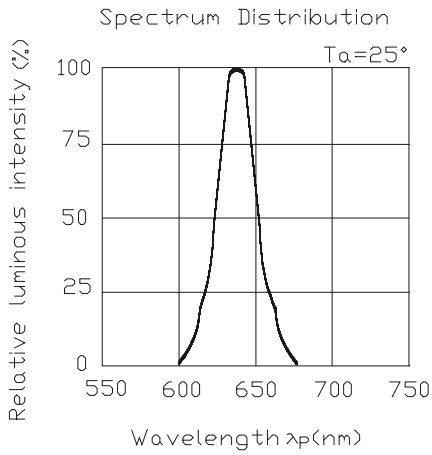
Parameter	Symbol	Condition	Min.	Typ.	Max.	Unit
Forward Voltage	264-10SURD/S530-A3	VF IF= 20 mA	/	2.0	2.4	V
	264-10SYGD/S530-E2		/	2.0	2.4	
Reverse Current	264-10SURD/S530-A3	IR VR= 5 V	/	/	10	μA
	264-10SYGD/S530-E2		/	/	10	
Luminous Intensity	264-10SURD/S530-A3	Iv IF= 20 mA	63	125	/	mcd
	264-10SYGD/S530-E2		25	50	/	
Viewing Angle	264-10SURD/S530-A3	2θ 1/2 IF= 20 mA	/	60	/	deg
	264-10SYGD/S530-E2		/	60	/	
Peak Wavelength	264-10SURD/S530-A3	λp IF= 20 mA	/	632	/	nm
	264-10SYGD/S530-E2		/	575	/	
Dominant Wavelength	264-10SURD/S530-A3	λd IF= 20 mA	/	624	/	nm
	264-10SYGD/S530-E2		/	573	/	
Spectrum Radiation Bandwidth	264-10SURD/S530-A3	Δλ IF= 20 mA	/	20	/	nm
	264-10SYGD/S530-E2		/	20	/	

Technical Data Sheet
3.0mm 2pcs Circuit Board Indicator

A4264B/SURSYG/S530-A3

■ Typical Electro-Optical Characteristic Curves:

(SUR)



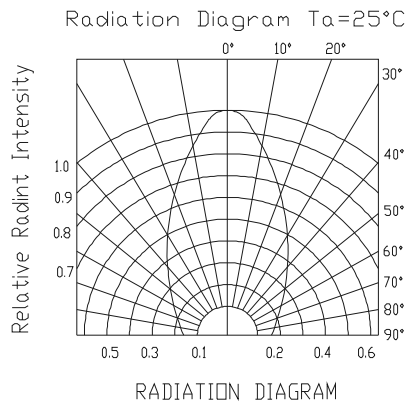
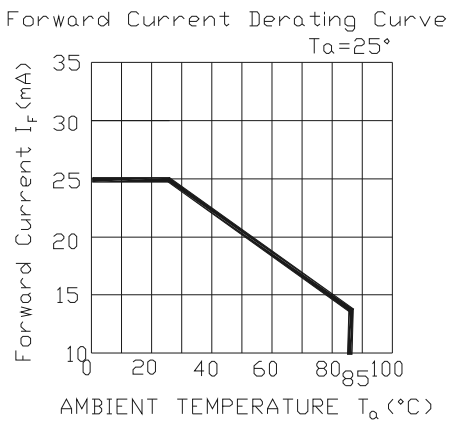
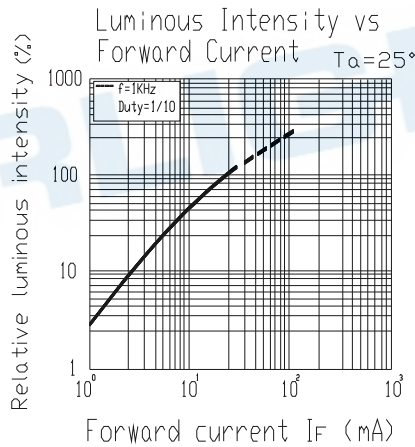
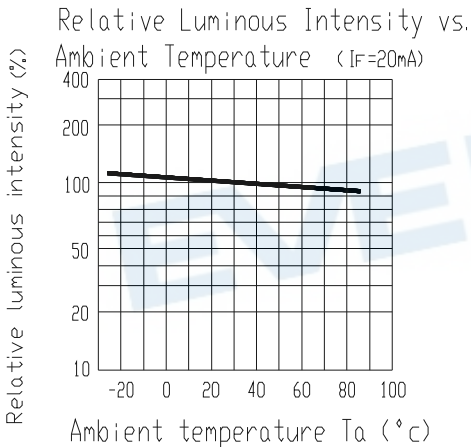
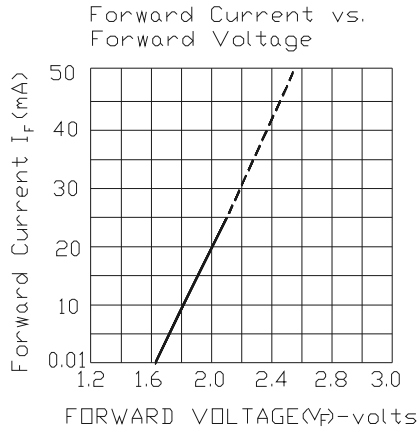
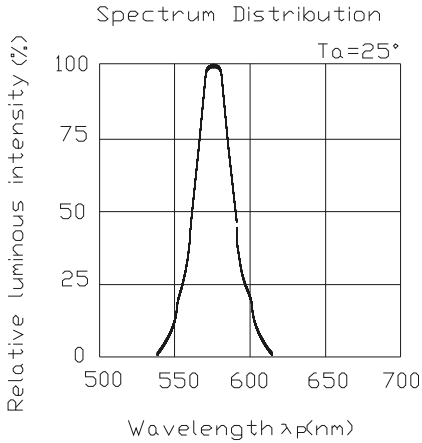
Technical Data Sheet

3.0mm 2pcs Circuit Board Indicator

A4264B/SURSYG/S530-A3

■ Typical Electro-Optical Characteristic Curves:

(SYG)



Technical Data Sheet

3.0mm 2pcs Circuit Board Indicator

A4264B/SURSYG/S530-A3

■ Reliability test items and conditions:

The reliability of products shall be satisfied with items listed below.

Confidence level : 97%

LTPD : 3%

NO	Item	Test Conditions	Test Hours/Cycle	Sample Size	Failure Judgment Criteria	Ac/Re
1	Solder Heat	TEMP : 260°C ± 5 °C	10 SEC	76 PCS	$I_v \leq I_{vt} * 0.5$ or $V_f \geq U$ or $V_f \leq L$	0/1
2	Temperature Cycle	H : +100°C 15min \int 5 min L : -40°C 15min	300 CYCLES	76 PCS		0/1
3	Thermal Shock	H : +100°C 5min \int 10 sec L : -10°C 5min	300 CYCLES	76 PCS		0/1
4	High Temperature Storage	TEMP : 100°C	1000 HRS	76 PCS		0/1
5	Low Temperature Storage	TEMP : -40°C	1000 HRS	76 PCS		0/1
6	DC Operating Life	TEMP : 25°C IF = 20mA	1000 HRS	76 PCS		0/1
7	High Temperature / High Humidity	85°C / 85% RH	1000 HRS	76 PCS		0/1

Note : I_{vt} : To test I_v value of the chip before the reliability test

I_v : The test value of the chip that has completed the reliability test

U : Upper Specification Limit

L : Lower Specification Limit

Technical Data Sheet







3.0mm 2pcs Circuit Board Indicator

A4264B/SURSYG/S530-A3

Packing Quantity Specification

1. 500PCS/1Plate , 4Plate/1Box
2. 10Boxes/1Carton

Label Form Specification

	EVERLIGHT	
CPN: P/N:		
	RoHS	
A4264B/SURSYG/S530-A3		
QTY:	CAT:	
	HUE:	
LOT NO:	REF:	
		
Reference:		
		

CPN: Customer' s Production Number

P/N : Production Number

QTY: Packing Quantity

CAT: Ranks

HUE: Dominant Wavelength

REF: Reference

LOT No: Lot Number

MADE IN CHINA: Production Place

Notes

1. Above specification may be changed without notice. EVERLIGHT will reserve authority on material change for above specification.
2. When using this product, please observe the absolute maximum ratings and the instructions for using outlined in these specification sheets. EVERLIGHT assumes no responsibility for any damage resulting from use of the product which does not comply with the absolute maximum ratings and the instructions included in these specification sheets.
3. These specification sheets include materials protected under copyright of EVERLIGHT corporation. Please don' t reproduce or cause anyone to reproduce them without EVERLIGHT' s consent.

EVERLIGHT ELECTRONICS CO., LTD.
Office: No 25, Lane 76, Sec 3, Chung Yang Rd,
Tucheng, Taipei 236, Taiwan, R.O.C

Tel: 886-2-2267-2000, 2267-9936
Fax: 886-2267-6244, 2267-6189, 2267-6306
<http://www.everlight.com>