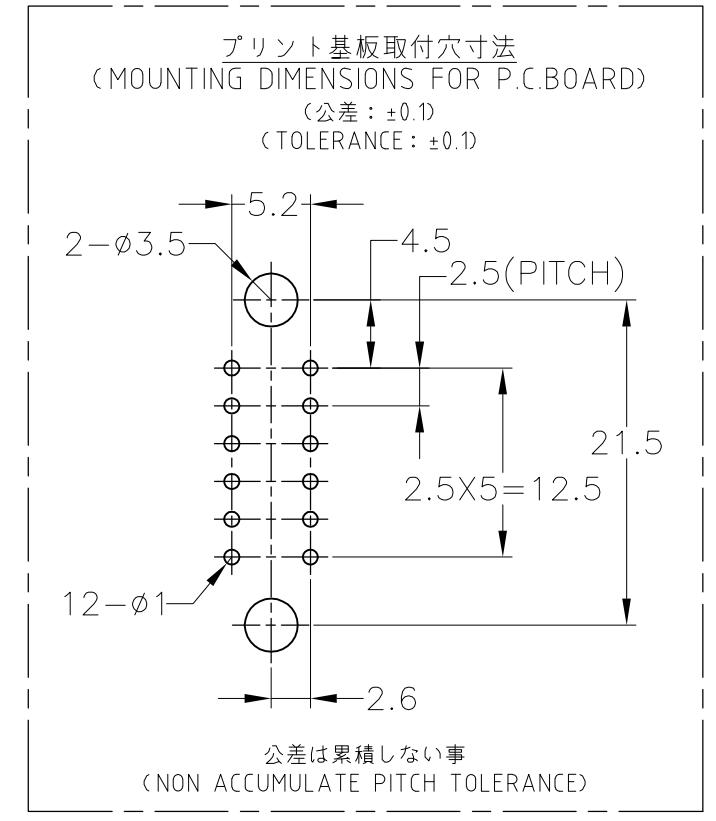
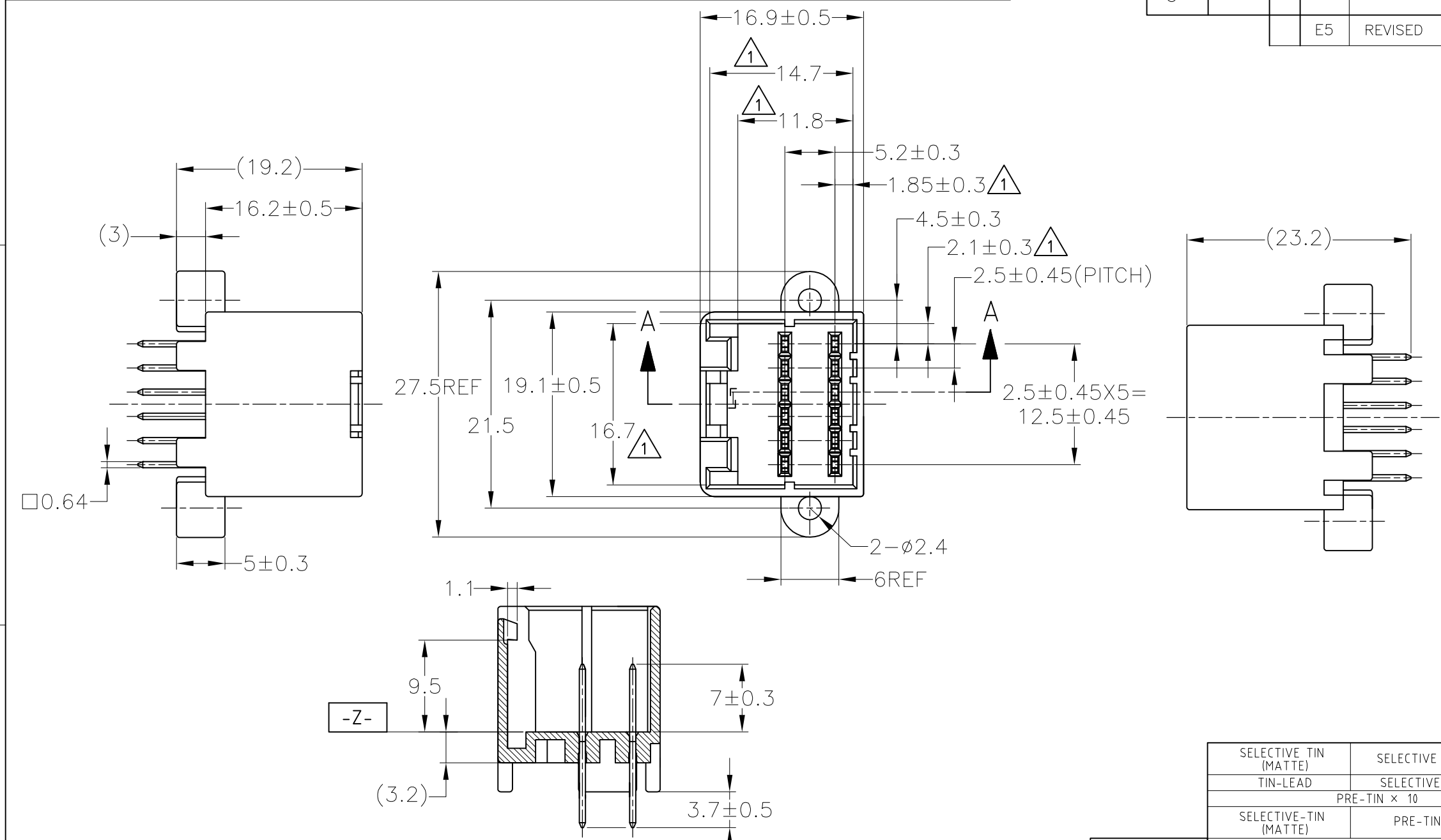
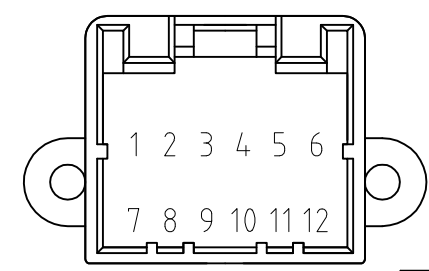


THIS DRAWING IS UNPUBLISHED. RELEASED FOR PUBLICATION
 © COPYRIGHT - By - ALL RIGHTS RESERVED.

LOC	DIST	REVISIONS					
J	-	P	LTR	DESCRIPTION	DATE	DWN	APVD
		E5	REVISED	ECR-15-005620	13APR15	KF	RK



- ① TO BE MEASURED WITHIN 2mm FROM [-Z-]
- 2. APPLICABLE P.C. BOARD THICKNESS: 1.6mm
- 3. THE MATING COUNTERPART PART NUMBER: 174045
- 4. RECOMMENDED MOUNTING SCREW: 3mm DIA, 6mm LENGTH TAPPING SCREW SPECIFIED IN JIS B1115, B1122 (TIGHTENING TORQUE: 0.8N-M MAX.)
- ⑤ CIRCUIT NUMBER



- ① [-Z-] 面より 2mm の範囲で測定
- 2. 適用プリント基板厚: 1.6mm
- 3. 嵌合相手ハウジング型番: 174045
- 4. 推奨取付ネジ: JIS B1115, B1122 タッピンネジ, ナベ 2種 呼び径 3, 長さ 6mm (締付けトルク 0.8N-M 以下)
- ⑤ 回路番号: 上図参照のこと

TOLERANCE UNLESS OTHERWISE SPECIFIED: 一般公差

0 < x ≤ 10	: ±0.2
10 < x ≤ 30	: ±0.25
30 < x ≤ 100	: ±0.3
ANGLE ; 角度	: ±3°

THIS DRAWING IS A CONTROLLED DOCUMENT.

DIMENSIONS: 単位: 耗 mm	TOLERANCES UNLESS OTHERWISE SPECIFIED: 一般公差
0 PLC ±-	1 PLC ±-
2 PLC ±-	3 PLC ±-
4 PLC ±-	ANGLES ±-
MATERIAL 材料	FINISH 仕上
HOUSING: PBT	CONTACT: BRASS
	SEE TABLE

SELECTIVE TIN (MATTE)	SELECTIVE GOLD x 12	1~12	BLACK 黒色	5174973-1
TIN-LEAD	SELECTIVE GOLD x 2	5,6	BLACK 黒色	4-174973-2
	PRE-TIN x 10			
SELECTIVE-TIN (MATTE)	PRE-TIN x 12	--	GREEN 緑色	2-174973-4
OBSOLETE SEE CUSTOMER DRAWING 2-174973-1 2-174973-1				
	PRE-TIN x 12	--	GREEN 緑色	174973-4
SELECTIVE-TIN (MATTE)	SELECTIVE-TIN x 12 (BRIGHT)	--	BLACK 黒色	174973-3
	PRE-TIN x 12	--	BLACK 黒色	174973-2
TIN-LEAD	SELECTIVE GOLD x 12	1~12	BLACK 黒色	174973-1
SOLDERING SIDE 半田付け部	CONTACT SIDE 接触部側		△ GOLD PLATED CIRCUIT NO. 金めっき回路番号	COLOR 色
	CONTACT FINISH コンタクト仕上			PART NUMBER 製品型番

DWN T.SHINOHARA 16APR02	STE TE Connectivity			
CHK A.YAMAGUCHI 16APR02				
APVD K.BETSUI 16APR02				
PRODUCT SPEC 製品規格 108-5244				
APPLICATION SPEC 取付適用規格	040 SERIES MULTI-LOCK I/O CONN. 12Pos CAP HOUSING ASSY (VERTICAL TYPE)			
WEIGHT 4.2 g	SIZE A3	CAGE CODE 00779	DRAWING NO 番号 C-174973	RESTRICTED TO
CUSTOMER DRAWING	SCALE 尺度 2:1	SHEET 1 OF 1	REV E5	