

MM3Z2V0 - MM3Z75

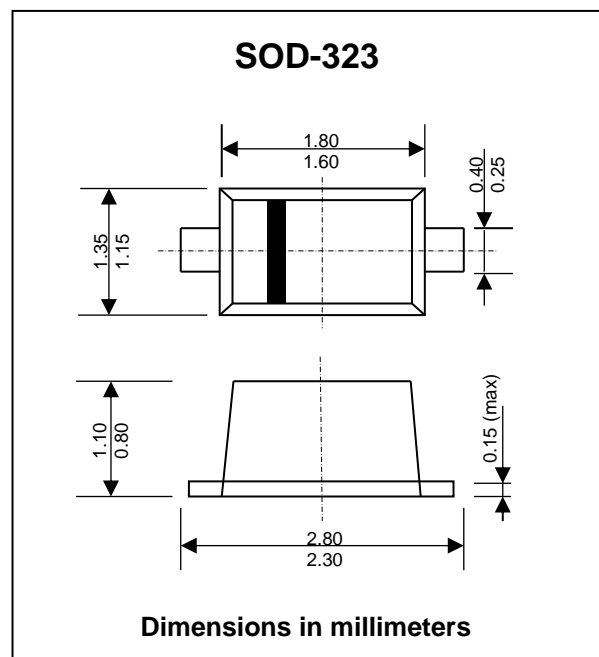
V_Z : 2.0 to 75 V

P_D : 300 mW

FEATURES :

- * Total Power Dissipation : Max. 300 mW
- * Small plastic package suitable for surface mounted design
- * Standard Zener Breakdown Voltage Range 2.0 to 75V
- * Tolerance approximately $\pm 5\%$
- * Pb / RoHS Free

ZENER DIODES



MECHANICAL DATA :

Case: SOD-323 Plastic Package

Weight: approx. 0.004g

Maximum Ratings and Thermal Characteristics (T_a = 25 °C)

Parameter	Symbol	Value	Unit
Power Dissipation	P _{tot}	300	mW
Thermal Resistance form Junction to Ambient	R _{θJA}	0.3	K/mW
Junction Temperature Range	T _J	150	°C
Storage Temperature Range	T _{STG}	-65 to + 150	°C

ELECTRICAL CHARACTERISTICS

Type No.	Marking	Zener Voltage ⁽¹⁾			Test Current	Zener Impedance ⁽²⁾	Test Current	Leakage Current	
		V _Z @ I _{ZT} (V)			I _{ZT}	Z _Z @ I _Z	I _Z	I _R @	V _R
		Min.	Nom.	Max.	(mA)	(Ω)	(mA)	(μA)	(V)
MM3Z2V0	B0	1.8	2.0	2.15	5.0	100	5.0	120	0.5
MM3Z2V2	C0	2.08	2.2	2.33	5.0	100	5.0	120	0.7
MM3Z2V4	1C	2.28	2.4	2.56	5.0	100	5.0	120	1.0
MM3Z2V7	1D	2.5	2.7	2.9	5.0	110	5.0	120	1.0
MM3Z3V0	1E	2.8	3.0	3.2	5.0	120	5.0	50	1.0
MM3Z3V3	1F	3.1	3.3	3.5	5.0	130	5.0	20	1.0
MM3Z3V6	1H	3.4	3.6	3.8	5.0	130	5.0	10	1.0
MM3Z3V9	1J	3.7	3.9	4.1	5.0	130	5.0	5.0	1.0
MM3Z4V3	1K	4.0	4.3	4.6	5.0	130	5.0	5.0	1.0
MM3Z4V7	1M	4.4	4.7	5.0	5.0	130	5.0	2.0	1.0
MM3Z5V1	1N	4.8	5.1	5.4	5.0	130	5.0	2.0	1.5
MM3Z5V6	1P	5.2	5.6	6.0	5.0	80	5.0	1.0	2.5
MM3Z6V2	1R	5.8	6.2	6.6	5.0	50	5.0	1.0	3.0
MM3Z6V8	1X	6.4	6.8	7.2	5.0	30	5.0	0.5	3.5
MM3Z7V5	1Y	7.0	7.5	7.9	5.0	30	5.0	0.5	4.0
MM3Z8V2	1Z	7.7	8.2	8.7	5.0	30	5.0	0.5	5.0
MM3Z9V1	2A	8.5	9.1	9.6	5.0	30	5.0	0.5	6.0
MM3Z10	2B	9.4	10	10.6	5.0	30	5.0	0.1	7.0
MM3Z11	2C	10.4	11	11.6	5.0	30	5.0	0.1	8.0
MM3Z12	2D	11.4	12	12.7	5.0	35	5.0	0.1	9.0
MM3Z13	2E	12.4	13	14.1	5.0	35	5.0	0.1	10
MM3Z15	2F	13.8	15	15.8	5.0	40	5.0	0.1	11
MM3Z16	2H	15.3	16	17.1	5.0	40	5.0	0.1	12
MM3Z18	2J	16.8	18	19.1	5.0	45	5.0	0.1	13
MM3Z20	2K	18.8	20	21.2	5.0	50	5.0	0.1	15
MM3Z22	2M	20.8	22	23.3	5.0	55	5.0	0.1	17
MM3Z24	2N	22.8	24	25.6	5.0	60	2.0	0.1	19
MM3Z27	2P	25.1	27	28.9	2.0	70	2.0	0.1	21
MM3Z30	2R	28	30	32	2.0	80	2.0	0.1	23
MM3Z33	2X	31	33	35	2.0	80	2.0	0.1	25
MM3Z36	2Y	34	36	38	2.0	90	2.0	0.1	27
MM3Z39	2Z	37	39	41	2.0	100	2.0	0.1	30
MM3Z43	3A	40	43	46	2.0	130	2.0	0.1	33
MM3Z47	3B	44	47	50	2.0	150	2.0	0.1	36
MM3Z51	3C	48	51	54	2.0	180	2.0	0.1	39
MM3Z56	3D	52	56	60	2.0	180	2.0	0.1	43
MM3Z62	3E	58	62	66	2.0	200	2.0	0.1	47
MM3Z68	3F	64	68	72	2.0	250	2.0	0.1	52
MM3Z75	3H	70	75	79	2.0	300	2.0	0.1	57

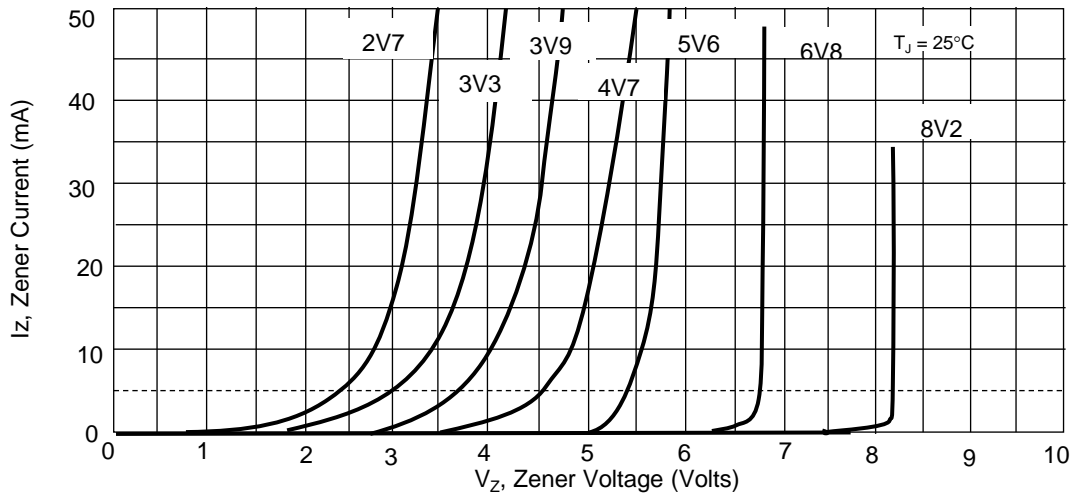
Notes :

(1) V_Z is tested with pulses (20 ms).

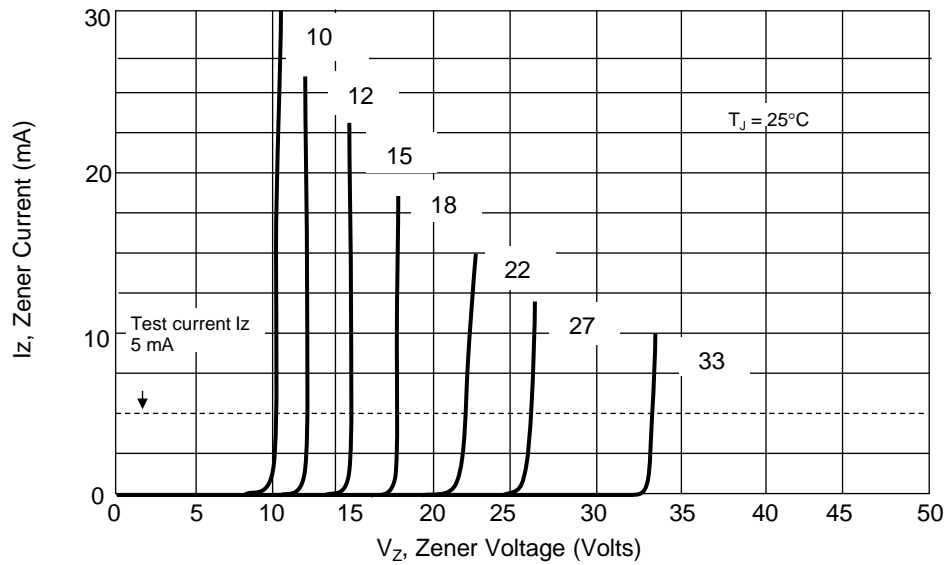
(2) Z_Z is measured at I_Z by given a very small A.C. current signal.

RATING AND CHARACTERISTIC CURVES (MM3Z2V0 - MM3Z75)

Breakdown Characteristics
 $T_J = \text{Constant (Pulsed)}$



Breakdown Characteristics
 $T_J = \text{Constant (Pulsed)}$



Power Temperature Derating Curve

