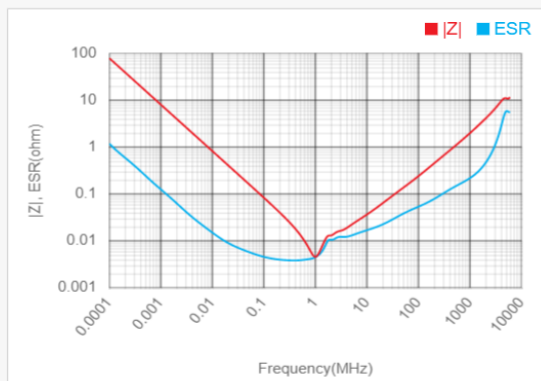


# CL31B226KQKVPN

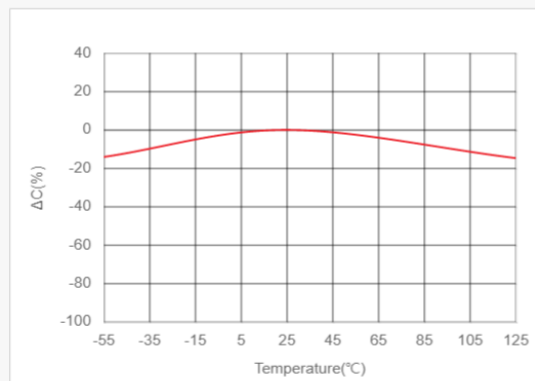
## Specifications

Property	Nominal Capacitance	Capacitance Tolerance	Rated Vdc	TCC	Size	Length	Width	Thickness
Value	22.0uF	±10%	6.3Vdc	X7R	1206(unit:inch), 3216(unit:mm)	3.20±0.30mm	1.60±0.30mm	1.60+0.30/-0.25mm

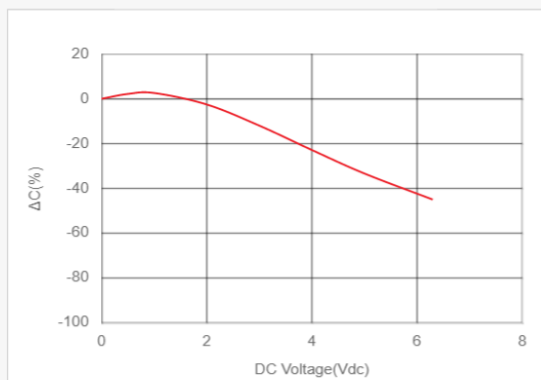
## Data Graph



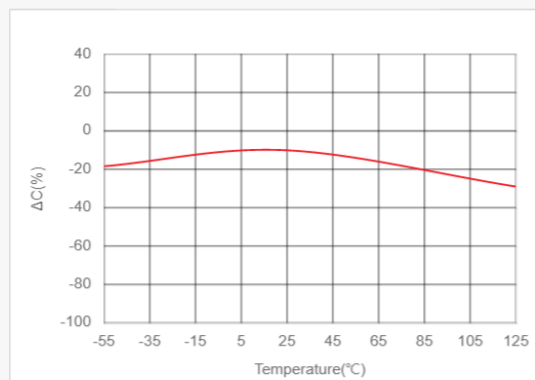
**Frequency Characteristics**  
Network Analyzer



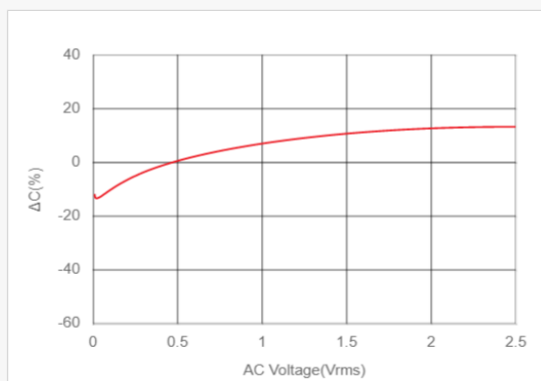
**Temperature Characteristics of Capacitance(TCC)**  
LCR meter, 0.12kHz, 0.3Vrms



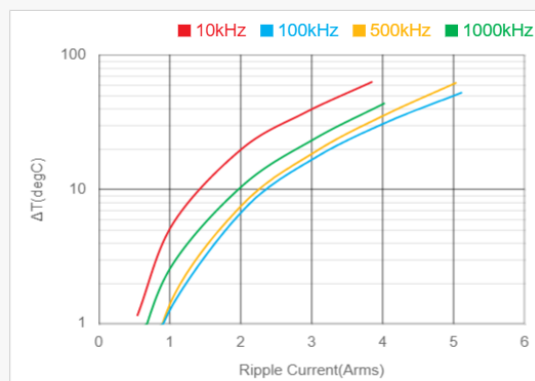
**DC Bias Characteristics**  
LCR meter, 0.12kHz, 0.5Vrms



**Bias TCC Characteristics**  
LCR meter, 0.12kHz, 0.5Vrms, 3.15Vdc



**AC Voltage Characteristics**  
LCR meter, 0.12kHz



**Temperature Rise by Ripple Current**



Any data in this sheet are subject to change, modify or discontinue without notice. The data sheets include the typical data for design reference only. If there is any question regarding the data sheets, please contact our sales personnel or application engineers.