

# 东 莞 市 皓 富 电 子 科 技 有 限 公 司

## SPECIFICATION

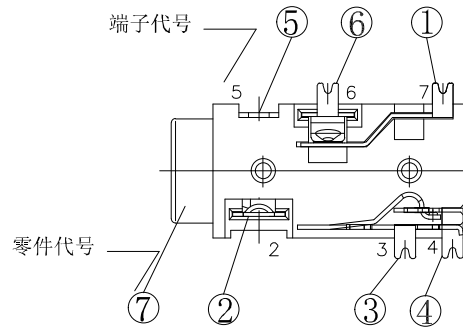
### 規 格 書

<b>Designation 品名:</b>	<b>PHONE JACK</b>		
<b>Model No. 型號:</b>	<b>PJ-3136D</b>		
1. Rating 額定值:	DC 30V 0.5A		
2. Operation temperature range 使用溫度範圍:	-40°C~+55°C		
3. Preservative temperature range 保存溫度範圍:	-40°C~+85°C		
4. Construction dimension 結構尺寸:	Apply to the appended drawing: 符合附加圖紙		
5.The packing way 包裝方式:	Reels, a reel of 1000 PCS: 卷裝, 一卷 1000 个		
<b>Item 項目</b>	<b>Test condition 測試條件</b>		<b>Specification 規格</b>
<b>5. Electrical characteristics 電氣性能</b>			
5A	Contact Resistance 接觸阻抗	Being measured at 1KHz small current contact resistance meter. 在 1KHZ 小電流下測量.	30mΩ max. 30 毫歐以下.
5B	Insulation Resistance 絕緣阻抗	Measurements shall be made following application of DC 250V potential across terminals and across terminals and frame for 1 minute. 在端子之間和端子與殼之間加 DC 250V 條件下,持續 1 分鐘測量.	100MΩ min. 100 兆歐以上.
5C	Withstand Voltage 耐電壓	AC 500V (50Hz or 60Hz) shall be applied across terminals and across terminals and frame for one minute. 在端子之間和端子與殼之間加 AC 500V(50HZ 或 60HZ) 條件下,持續 1 分鐘測量.	There shall be no breakdown. 無擊穿現象出現.
<b>6. Mechanical characteristics 機械性能</b>			
6A	Insertion and Extraction force 插拔力	Being measure at across spring piece and across matching plug for ergometer. 用測力計在插頭與彈片之間進行測量.	Insertion and extraction force: 3~30N 插拔力: 3~30N
6B	Terminal Strength 端子強度	A static force of 5N being applied in one direction on the tip of terminal for 10sec. 將 5N 之靜負荷施加於端子頂部的一個方向持續 10 秒。	(1). Contact resistance:30mΩmax. 接觸阻抗: 30 毫歐以下. (2). Insertion and withdraw force: 3~30N 插入力和拔出力: 3~30N (3). Electrical characteristics and mechanical characteristics shall be satisfied. Without distinct damage. 機械, 电气性能滿足規定要求, 无异常发生
<b>7. Durability 耐久性</b>			
7A	Soldering test 可焊性試驗	The tip of the terminals shall be dipped 2mm in the solder bath at a temperature of 240±5°C for 3±0.5sec. 端子頂部被浸入焊錫池 2mm 深,溫度 240±5°C,時間 3±0.5 秒。	A new uniform coating of solder shall cover a minimum of 95% of the surface being immersed. 浸入的部分 95%以上表面將被錫覆蓋.
7B	Resistance to soldering heat 耐焊接熱	The jack shall be put into at the temperature of 250±5°C in 5±1sec(Automatic soldering) or 380±5°C in 3±1sec(Manual soldering) after which measurement shall be made. 將產品端子浸入錫爐, 250±5°C, 5±1 秒(自動焊); 380±5°C, 3±1 秒(手工焊)	(1). Contact resistance: 30mΩmax. 接觸阻抗:30 毫歐以下. (2). Insertion and withdraw force: 3~30N 插入力和拔出力: 3~30N (3). Electrical characteristics and mechanical characteristics shall be satisfied. Without distinct damage. 機械, 电气性能滿足規定要求, 无异常发生
<b>Remark 備註</b>			

# SPECIFICATION

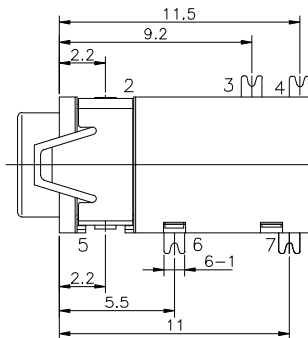
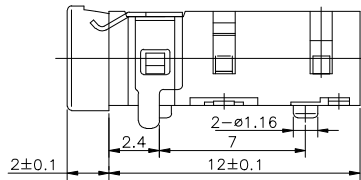
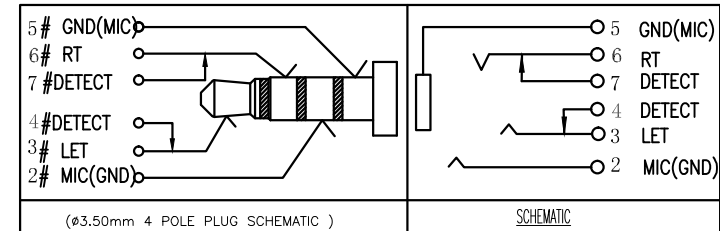
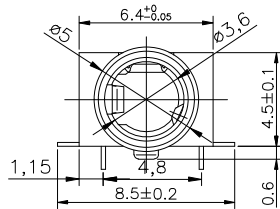
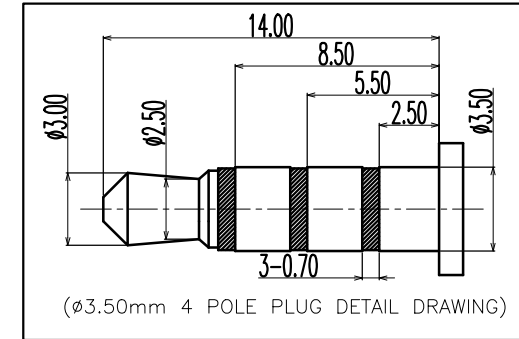
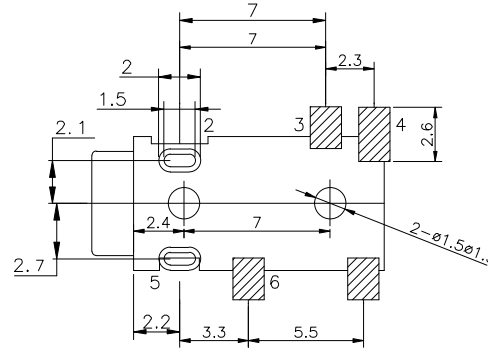
## 規格書

<b>Model No. 型號:</b>		<b>PJ-3136D</b>	
Item 項目		Test condition 測試條件	Specification 規格
7C	Life test 壽命試驗	5,000 cycles of operation at a rate of 5~10 cycles per minute with unloading. 無負載條件下,每分鐘 5~10 次的速度操作 5,000 次。	(1). Contact resistance:30mΩmax. 接觸阻抗:30 毫歐以下. (2). Insertion and withdraw force: 3~30N 插入力和拔出力: 3~30N (3). Electrical characteristics and mechanical characteristics shall be satisfied. Without distinct damage. 機械, 电气性能滿足規定要求, 无异常发生
7D	Heat test 耐熱試驗	At 85±2°C for 96 hours, after test keep in normal condition for 30 minutes. 在 85±2°C 環境中放 96 小時,再放在正常環境中 30 分鐘後進行測試。	(1). Contact resistance:30mΩmax. 接觸電阻:30 毫歐以下 (2). Insulation resistance: 100MΩmin. 絕緣電阻: 100 兆歐以上 (3). There shall be no sign of damage mechanically and electrically. 無任何迹象顯示機械及電器性能之損壞。
7E	Humidity test. 耐濕試驗	The condition of temperature 40±2°C and humidity 90-95% for 96 hours, after test keep in normal condition for 30 minutes. 在溫度 40±2°C,濕度 90-95% 環境中放 96 小時,再放在正常環境中 30 分鐘後進行測試。	
7F	Cold test 耐寒試驗	At -40±2°C for 96 hours, after test keep in normal condition for 30 minutes. 在 -40±2°C 環境中放 96 小時,再置於正常環境中 30 分鐘後進行測試。	
7G	Salt spray test 噴霧試驗	At 5% Nacl liquor for 24 hours, after washing, keep in normal condition for 30 minutes. 5%的Nacl 溶液中噴霧 24 小時,用水清洗並在室溫下放置 30 分鐘。	Without excessive Corrosion or crack in appearance 表面無明顯腐蝕或鍍層脫落現象
<b>8. Standard condition 試驗、測定狀態</b>			
<p>Unless otherwise specified, the test and measurements shall be carried out as follows:</p> <p>Ambient temperature 溫度: 5°C~35°C  Relative humidity 相對濕度: 45~85%  Air pressure 氣壓: 86~106kPa(860~1060mbar)</p> <p>However if doubt arises on the decision based on the measured values under the above-mentioned conditions, the following condition shall be employed:但在對判定產生疑義時, 按下述狀態實施:</p> <p>Ambient temperature 溫度: 20±2°C  Relative humidity 相對濕度: 65±5%  Air pressure 氣壓: 86~106kPa(860~1060mbar)</p>			
<b>Remark</b> 備註			



1. CONTACT CURRENT RATING: 0.5A.
2. CONTACT RESISTANCE: 30 mΩ MAX.;
3. INSULATION RESISTANCE: 100MΩ MIN.;
4. DIELECTRIC WITHSTANDING: 500V AC MIN.;
5. DURABILITY: 5,000 CYCLES MIN.;
6. CONNECTOR MATING FORCES: 30N MAX.;
7. CONNECTOR UNMATING FORCES: 3N MIN.;

PCB. 端子尺寸图  
TOP VIEW



7	HOUSING	1	PPA COLOR BLACK	
6	TERMINAL 6#	1	BRASS; NICKEL(40u"MIN.) UNDER PLATING OVERALL;GOLD FLASH PLATING ON SOLDER AREA	T=0.20mm
5	TERMINAL 5#	1	BRASS; NICKEL(40u"MIN.) UNDER PLATING OVERALL;GOLD FLASH PLATING ON SOLDER AREA	T=0.20mm
4	TERMINAL 4#	1	STAINLESS STEEL; NICKEL(40u"MIN.)UNDER PLATING OVERALL;GOLD FLASH PLATING ON SOLDER AREA ;GOLD FLASH PLATING ON CONTACT AREA	T=0.20mm
3	TERMINAL 3#	1	PHOSPHOR BRONZE; NICKEL(40u"MIN.)UNDER PLATING OVERALL;GOLD FLASH PLATING ON SOLDER AREA ;GOLD FLASH PLATING ON CONTACT AREA	T=0.20mm
2	TERMINAL 2#	1	PHOSPHOR BRONZE; NICKEL(40u"MIN.)UNDER PLATING OVERALL;GOLD FLASH PLATING OVERALL;	T=0.20mm
1	TERMINAL 1#	1	PHOSPHOR BRONZE; NICKEL(40u"MIN.) UNDER PLATING OVERALL;GOLD FLASH PLATING OVERALL;	T=0.20mm
ITEM	NAME	Q'TY	DESCRIPTION	NOTE

HAOFU ELECTRONCS TECHNOLOGY CO., LTD

COPYRIGHT RESERVED,PLEASE DO NOT COPY.

PART NAME		PHONE JACK		DRAWING	Y,C,ZHANG	DWG.No.	SBICL
PART NO.		PJ-3136D		CHECK	G.C.Chen	REV.	A1
UNIT :	TOLERANCE OTHERWISE	UP TO 5	±0.2	APPROVAL	SCALE	DATE	PAGE
		ABOVE 5 ~30	±0.3				
mm		ABOVE 30	±0.5		2:1		1 OF 1
		ANGLE	±3'				