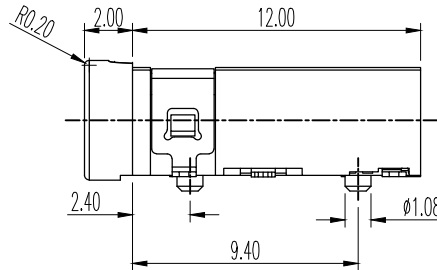
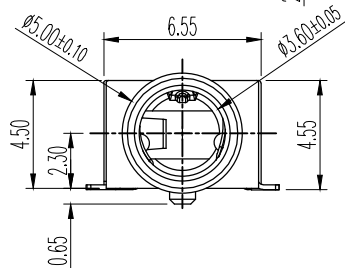
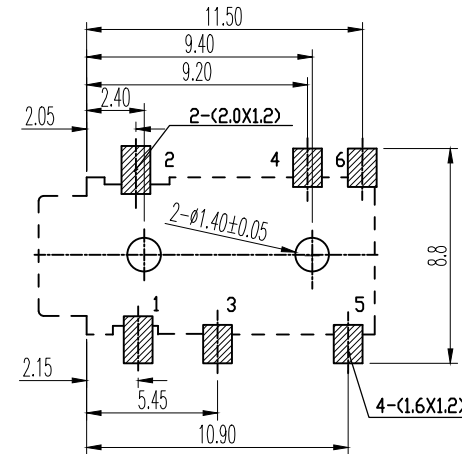


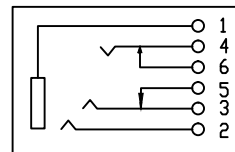
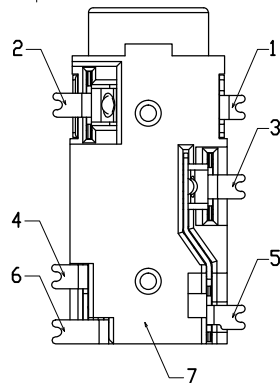
3D VIEW



- CONTACT CURRENT RATING: 1A.
- CONTACT RESISTANCE: 50 mΩ MAX.;
- INSULATION RESISTANCE: 1000Ω MIN.;
- DIELECTRIC WITHSTANDING: 500V AC MIN.;
- DURABILITY: 5,000 CYCLES MIN.;
- CONNECTOR MATING FORCES: 30N MAX.;
- CONNECTOR UNMATING FORCES: 3N MIN.;



P.C.B LAYOUT
TOP VIEW



7	HOUSING	1	PPA COLOR BLACK	
6	TERMINAL 6#	1	BRASS; NICKEL(40u"MIN.) UNDER PLATING OVERALL,GOLD FLASH PLATING ON SOLDER AREA	T=0.20mm
5	TERMINAL 5#	1	BRASS; NICKEL(40u"MIN.) UNDER PLATING OVERALL,GOLD FLASH PLATING ON SOLDER AREA	T=0.20mm
4	TERMINAL 4#	1	STAINLESS STEEL; NICKEL(40u"MIN.)UNDER PLATING OVERALL,GOLD FLASH PLATING ON SOLDER AREA ;GOLD FLASH PLATING ON CONTACT AREA	T=0.20mm
3	TERMINAL 3#	1	PHOSPHOR BRONZE; NICKEL(40u"MIN.)UNDER PLATING OVERALL,GOLD FLASH PLATING ON SOLDER AREA ;GOLD FLASH PLATING ON CONTACT AREA	T=0.20mm
2	TERMINAL 2#	1	PHOSPHOR BRONZE; NICKEL(40u"MIN.) UNDER PLATING OVERALL,GOLD FLASH PLATING OVERALL;	T=0.20mm
1	TERMINAL 1#	1	PHOSPHOR BRONZE; NICKEL(40u"MIN.) UNDER PLATING OVERALL,GOLD FLASH PLATING OVERALL;	T=0.20mm
ITEM	NAME	Q'TY	DESCRIPTION	NOTE

HAOFU ELECTRONCS TECHNOLOGY CO.,LTD

COPYRIGHT RESERVED,PLEASE DO NOT COPY.

PART NAME		PHONE JACK		DRAWING	Y,C,ZHANG	DWG.No.	SBICL
PART NO.		P.J-3136A		CHECK	G.C.Chen	REV.	A1
UNIT :	TOLERANCE OTHERWISE	UP TO 5	±0.2	ANGLE	APPROVAL	DATE	14-03-2013
		ABOVE 5~30	±0.3				
mm		ABOVE 30	±0.5	0°±3'	SCALE	PAGE	1 OF 1
		ANGLE	±3'				

F

E

D

C

B

A

东 莞 市 皓 富 电 子 科 技 有 限 公 司

SPECIFICATION

規 格 書

Designation 品名:	PHONE JACK		
Model No. 型號:	PJ-3136A		
1. Rating 額定值:	DC 30V 1.0A		
2. Operation temperature range 使用溫度範圍:	-40°C~+55°C		
3. Preservative temperature range 保存溫度範圍:	-40°C~+85°C		
4. Construction dimension 結構尺寸:	Apply to the appended drawing: 符合附加圖紙		
5. The packing way 包裝方式:	Reels, a reel of 1000 PCS: 卷裝, 一卷 1000 个		
Item 項目	Test condition 測試條件		Specification 規格
5. Electrical characteristics 電氣性能			
5A	Contact Resistance 接觸阻抗	Being measured at 1KHz small current contact resistance meter. 在 1KHZ 小電流下測量.	50mΩ max. 50 毫歐以下.
5B	Insulation Resistance 絕緣阻抗	Measurements shall be made following application of DC 250V potential across terminals and across terminals and frame for 1 minute. 在端子之間和端子與殼之間加 DC 250V 條件下,持續 1 分鐘測量.	1000MΩ min. 1000 兆歐以上.
5C	Withstand Voltage 耐電壓	AC 500V (50Hz or 60Hz) shall be applied across terminals and across terminals and frame for one minute. 在端子之間和端子與殼之間加 AC 500V(50HZ 或 60HZ)條件下,持續 1 分鐘測量.	There shall be no breakdown. 無擊穿現象出現.
6. Mechanical characteristics 機械性能			
6A	Insertion and Extraction force 插拔力	Being measure at across spring piece and across matching plug for ergometer. 用測力計在插頭與彈片之間進行測量.	Insertion and extraction force: 3~30N 插拔力: 3~30N
6B	Terminal Strength 端子強度	A static force of 5N being applied in one direction on the tip of terminal for 10sec. 將 5N 之靜負荷施加於端子頂部的一個方向持續 10 秒。	(1). Contact resistance:50mΩmax. 接觸阻抗: 50 毫歐以下. (2). Insertion and withdraw force: 3~30N 插入力和拔出力: 3~30N (3). Electrical characteristics and mechanical characteristics shall be satisfied. Without distinct damage. 機械, 电气性能滿足規定要求, 无异常发生
7. Durability 耐久性			
7A	Soldering test 可焊性試驗	The tip of the terminals shall be dipped 2mm in the solder bath at a temperature of 240±5°C for 3±0.5sec. 端子頂部被浸入焊錫池 2mm 深,溫度 240±5°C,時間 3±0.5 秒。	A new uniform coating of solder shall cover a minimum of 95% of the surface being immersed. 浸入的部分 95%以上表面將被錫覆蓋.
7B	Resistance to soldering heat 耐焊接熱	The jack shall be put into at the temperature of 250±5°C in 5±1sec(Automatic soldering) or 380±5°C in 3±1sec(Manual soldering) after which measurement shall be made. 將產品端子浸入錫爐, 250±5°C, 5±1 秒(自動焊); 380±5°C, 3±1 秒(手工焊)	(1). Contact resistance: 50mΩmax. 接觸阻抗:50 毫歐以下. (2). Insertion and withdraw force:3~30N 插入力和拔出力: 3~30N (3). Electrical characteristics and mechanical characteristics shall be satisfied. Without distinct damage. 機械, 电气性能滿足規定要求, 无异常发生
Remark 備註			

SPECIFICATION

規格書

Model No. 型號:		PJ-3136A	
Item 項目		Test condition 測試條件	Specification 規格
7C	Life test 壽命試驗	5,000 cycles of operation at a rate of 5~10 cycles per minute with unloading. 無負載條件下,每分鐘 5~10 次的速度操作 5,000 次。	(1). Contact resistance:50mΩmax. 接觸阻抗:50 毫歐以下. (2). Insertion and withdraw force: 3~30N 插入力和拔出力: 3~30N (3). Electrical characteristics and mechanical characteristics shall be satisfied. Without distinct damage. 机械, 电气性能满足规定要求, 无异常发生
7D	Heat test 耐熱試驗	At 85±2°C for 96 hours, after test keep in normal condition for 30 minutes. 在 85±2°C 環境中放 96 小時,再放在正常環境中 30 分鐘後進行測試.	(1). Contact resistance:50mΩmax. 接觸電阻:50 毫歐以下 (2). Insulation resistance: 100MΩmin. 絕緣電阻: 1000 兆歐以上 (3). There shall be no sign of damage mechanically and electrically. 無任何迹象顯示機械及電器性能之損壞.
7E	Humidity test. 耐濕試驗	The condition of temperature 40±2°C and humidity 90-95% for 96 hours, after test keep in normal condition for 30 minutes. 在溫度 40±2°C,濕度 90-95%環境中放 96 小時,再放在正常環境中 30 分鐘後進行測試.	
7F	Cold test 耐寒試驗	At -40±2°C for 96 hours, after test keep in normal condition for 30 minutes. 在-40±2°C 環境中放 96 小時,再置於正常環境中 30 分鐘後進行測試.	
7G	Salt spray test 噴霧試驗	At 5% Nacl liquor for 24 hours, after washing, keep in normal condition for 30 minutes. 5%的Nacl 溶液中噴霧 24 小時,用水清洗並在室溫下放置 30 分鐘.	Without excessive Corrosion or crack in appearance 表面無明顯腐蝕或鍍層脫落現象
8. Standard condition 試驗、測定狀態			
<p>Unless otherwise specified, the test and measurements shall be carried out as follows:</p> <p>Ambient temperature 溫度: 5°C~35°C Relative humidity 相對濕度: 45~85% Air pressure 氣壓: 86~106kPa(860~1060mbar)</p> <p>However if doubt arises on the decision based on the measured values under the above-mentioned conditions, the following condition shall be employed:但在對判定產生疑義時, 按下述狀態實施:</p> <p>Ambient temperature 溫度: 20±2°C Relative humidity 相對濕度: 65±5% Air pressure 氣壓: 86~106kPa(860~1060mbar)</p>			
Remark 備註			