

HFS POWER INDUCTORS :HFS0603-R-4R7JL

Applications:

Various high power inductors are superior to be high saturation for surface mounting. Application for power supply for Bluetooth, OA equipment, notebook PC, portable communication equipments, DC/DC converters, High Frequency circuit. etc.

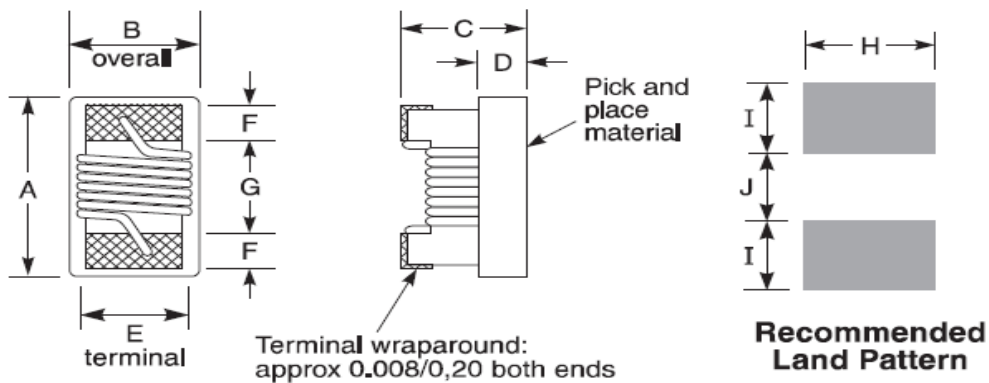
Part number

HFS 0603 - R - 4R7 J L
 1 2 3 4 5



(1) Size Code	0603
(2) Packing	R=Tape and reel
(3) Inductance	4R7=4.7uH
(4) Tolerance	J=±5% K=±10% M=±20%
(5) Code	L

Dimension and Terminal Configuration



Type	A max (mm)	B max (mm)	C max (mm)	D ref (mm)	E (mm)	F (mm)	G (mm)	H (mm)	I (mm)	J (mm)
0603	1.80	1.32	1.12	0.38	0.76	0.33	0.86	1.02	0.64	0.64

HFS POWER INDUCTORS :HFS0603-R-4R7JL

Electrical Specification

Part number	Inductance (uH)	Percent Tolerance	Q _{typ} (min)	SRF min (MHz)	DCR max (Ohms)	I _{rms} (A)
HFS0603-R-4R7JL	4.7 @ 7.9MHz	5	16 @ 7.9MHz	51	0.80	0.55

Inductance measured at 0.1 Vrms, using HEK SMD-A fixture in Agilent/HP 4286A impedance analyzer with HEK provided correlation pieces.

Q measured on Agilent/HP 4395A with Agilent/HP 16193 test fixture.

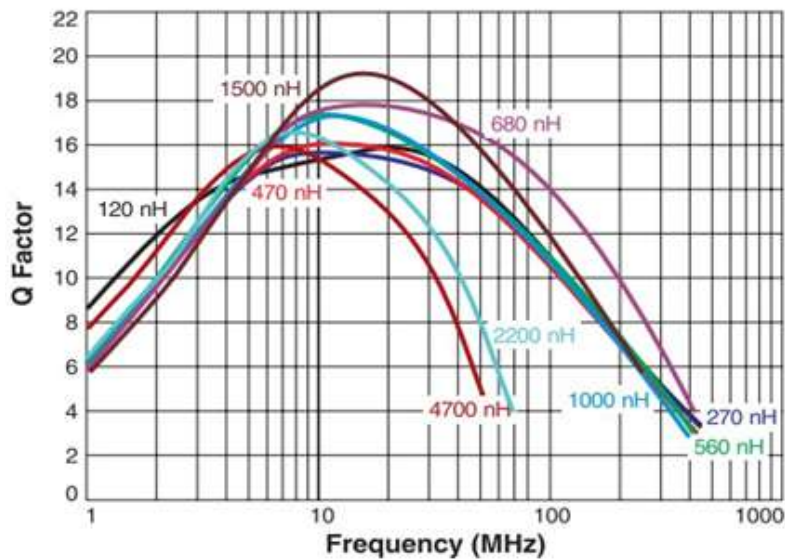
DCR measured using Agilent/HP 8753D network analyzer with HEK SMD-D test fixture.

Current that causes a 15°C temperature rise from 25°C ambient. Because of their open construction, these parts will not saturate.

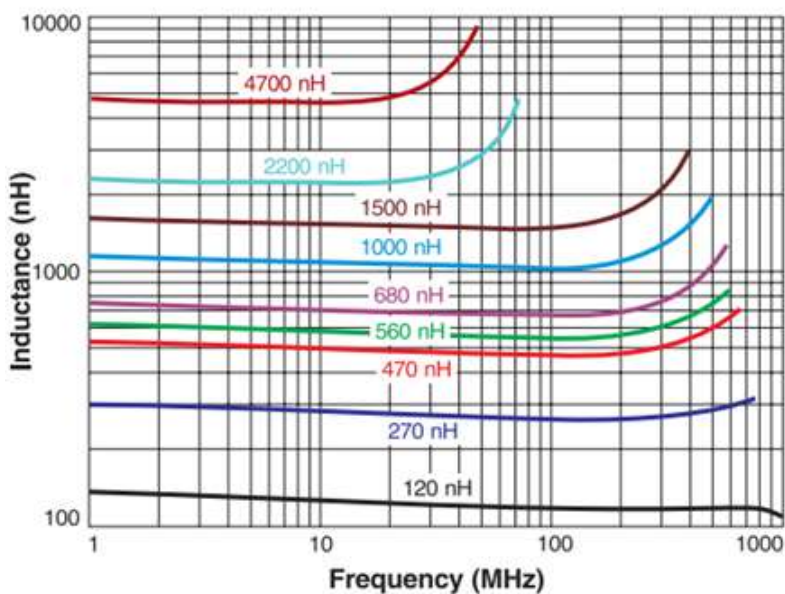
Electrical specifications at 25°C

Electrical Characteristics

Typical Q vs Frequency



Typical L vs Frequency

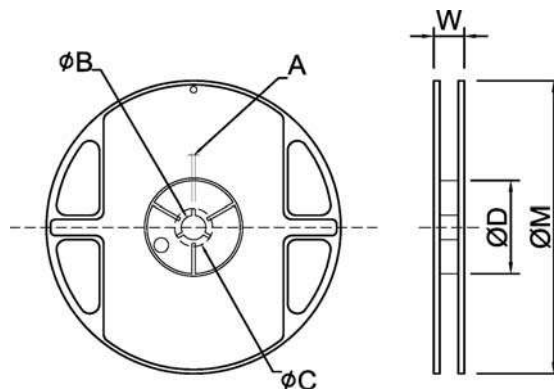


HFS POWER INDUCTORS :HFS0603-R-4R7JL

Taping Specifications

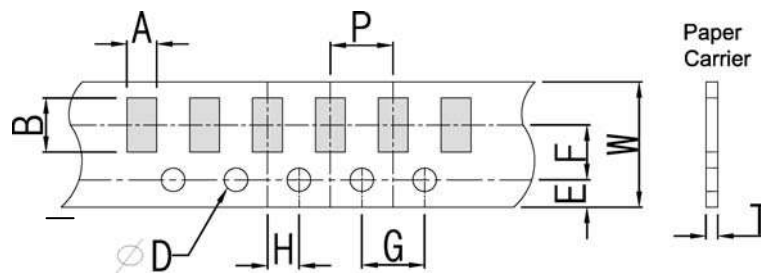
Reel and Taping Specification

Reel Specification



TYPE	SIZE	A	ϕB	ϕC	ϕD	W	ϕM	
	7"	3K/Reel	2.0 ± 0.5	13.5 ± 1.0	21 ± 1.0	60 ± 1.0	11.5 ± 2.0	178 ± 2.0

Taping Specification

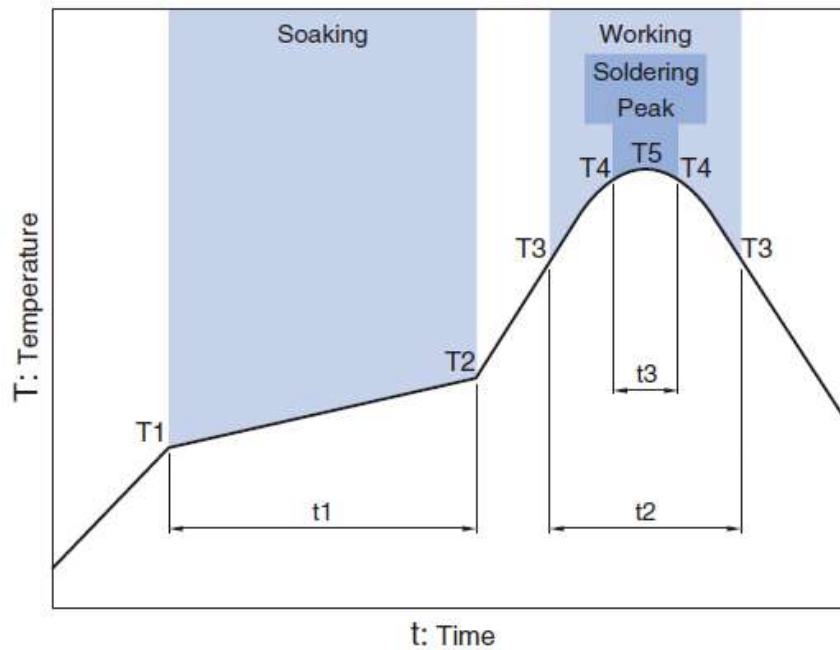


Packaging	Type	A	B	W	E	F	G	H	T	ϕD	P
	0603	1.7 ± 0.20	2.3 ± 0.20	8.0 ± 0.20	1.75 ± 0.10	3.0 ± 0.05	4.0 ± 0.10	2.0 ± 0.05	0.75 ± 0.10	$1.50^{+0.10}_{-0}$	4.0 ± 0.1

HFS POWER INDUCTORS :HFS0603-R-4R7JL

Recommended Reflow Profile

Pb free solder



Soaking		Working		Soldering		Peak	
Temp.	Time	Temp.	Time	Temp.	Time	Temp.	
T1	T2	t1	T3	t2	T4	t3	T5
150°C	180°C	60 to 120sec	230°C	more than 30sec	247 to 253°C	within 10sec	260°C Max.

March 2020 Ver.H01