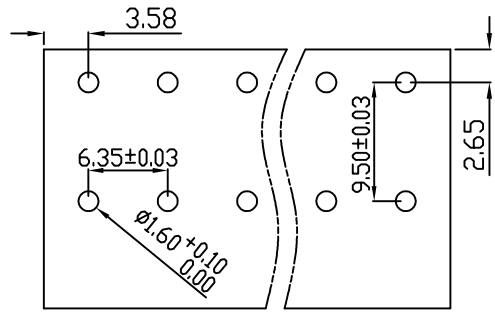
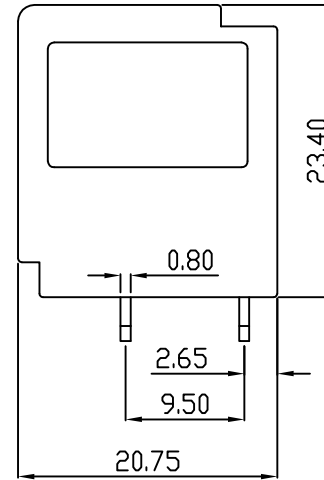
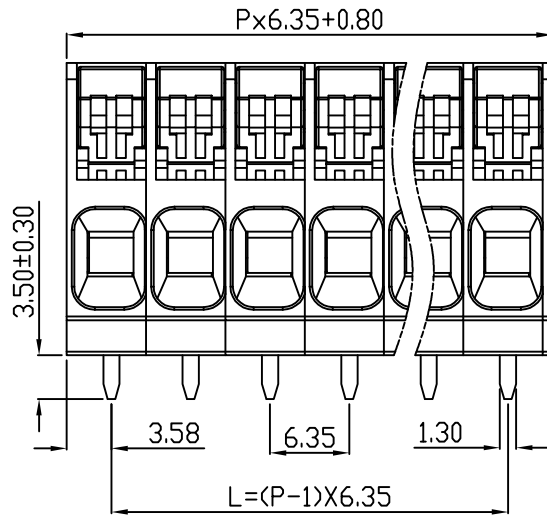
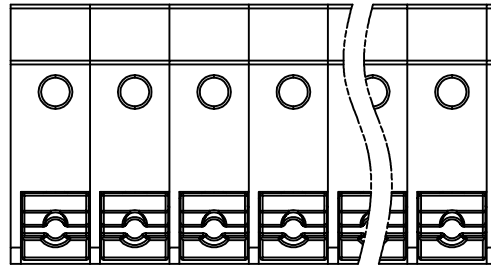


linear dimension(Tolerances Standard GB/T 14486-2008)								—	$\nabla$	$\perp$
variable range	to	over	over	over	over	over	over	to	to	to
	6	6 to 10	10 to 30	30 to 60	60 to 100	100 to 160	160 to			
tolerance	±0.20	±0.30	±0.50	±0.70	±1.00	±1.30	±1.60	0.10	0.30	0.60



PCB LAYOUT



REVISION RECORD				
REV.	DESCRIPTION	ECN No.	APPROVED	DATE
A	新发行		CLF	21.4.30

UL/CUL 技术参数			
UL/CUL Technical Data			
等级	Use Group	B	C D
额定电压	Rated Voltage [V]	600	600 300
额定电流	Rated Current [A]	30	30 10
接线范围	Wire Range	24-10	
单/多芯线	Solid/Stranded [AWG]	24-10	
耐电压	Withstanding Voltage	2200V/1min	
IEC 技术参数			
IEC Technical Data			
过电压类别	Overvoltage Category	III	III II
污染等级	Contamination Class	3	2 2
额定电压	Rated Voltage [V]	800	1000 1000
额定电流	Rated Current [A]	41	41 41
额定冲击电压	Impulse withstand voltage <sup>a</sup> [KV]	8	8 6
导线截面积	Conductor cross section	6	
硬质/柔性导线	Solid/flexible [mm <sup>2</sup> ]	6	
材料			
绝缘材料	Insulation Material	PA66	
阻燃等级	Flammability	UL94V-0	
导体材料	Contacting Material	铜合金 Copper alloy	
导体表面镀层	Contactive Coating	镀锡 Tin Plated	
一般参数			
间距	Pitch [mm]	6.35	
极数	Poles [P]	01-XX	
剥线长度	Stripping Length [mm]	10	
螺丝	Screw/扭矩 Torque(Max) [N.m]	-	
工作温度	Operating temperatur [°C]	-40~+105	
引针尺寸	Pin Dimensions [mm]	3.5	
PCB板孔径	PCB Hole Diameter [mm]	1.6	

DES.	GYF	DATE	21.4.30
CHK.	SY	DATE	21.4.30
APP.	CLF	DATE	21.4.30

单位/UNITS	mm	尺寸/SIZE	A4	比例/SCALE	1:1
慈溪市科发电子有限公司 CIXI KEFA ELECTRONIC CO., LTD					

第三视角/THIRD ANGLE PROJECTION	版本/REV	A
名称/TITLE	KF207R-6.35	