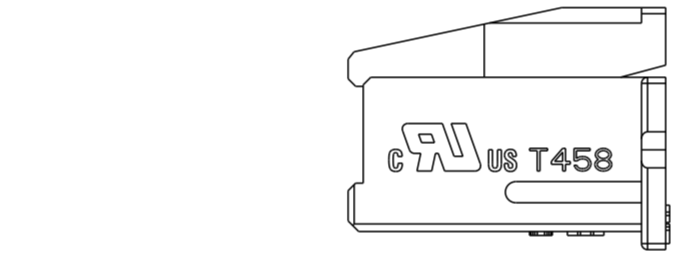
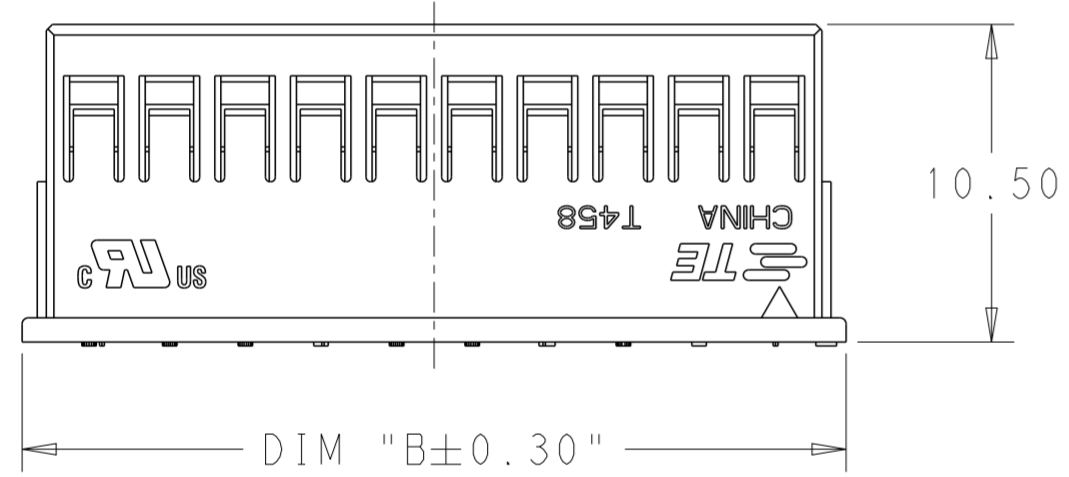
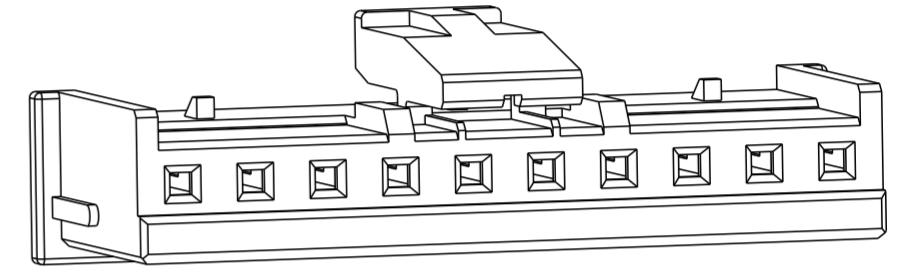
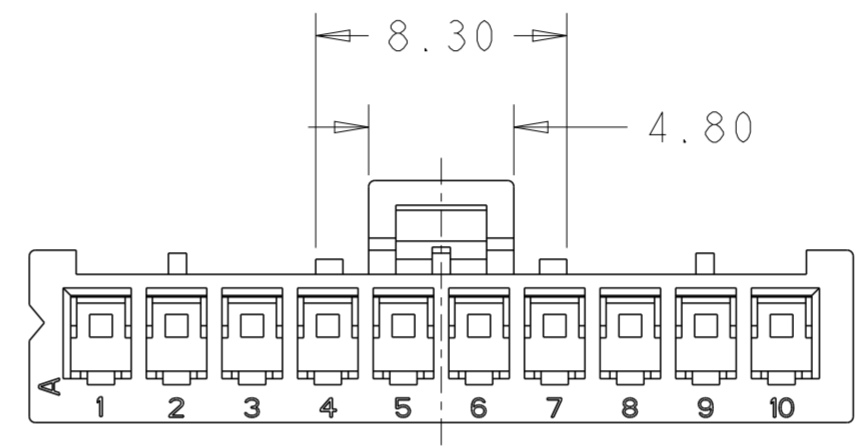
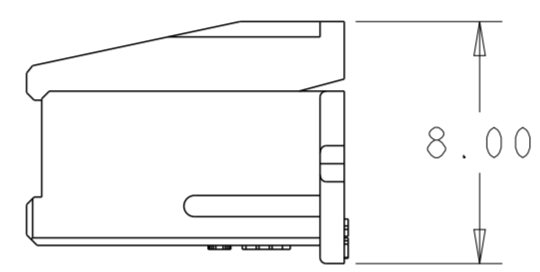
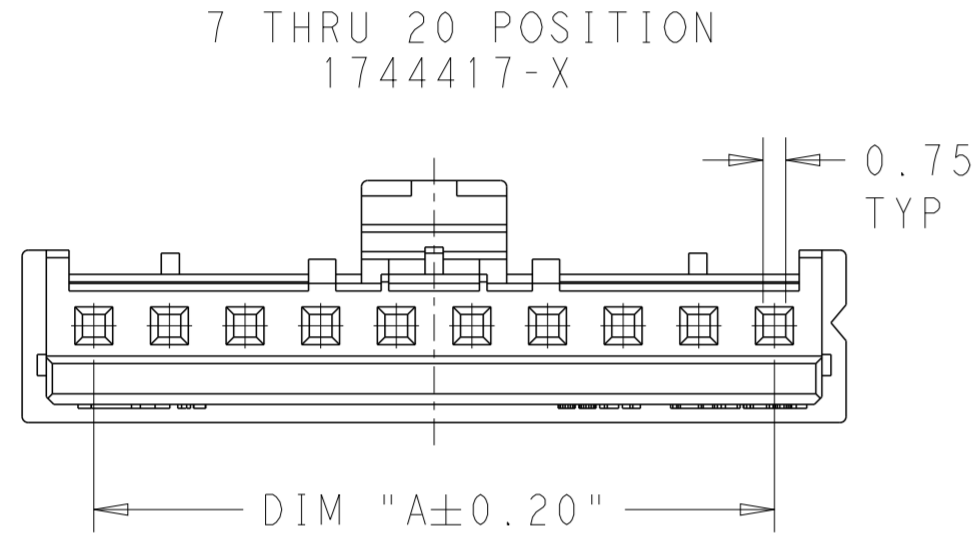
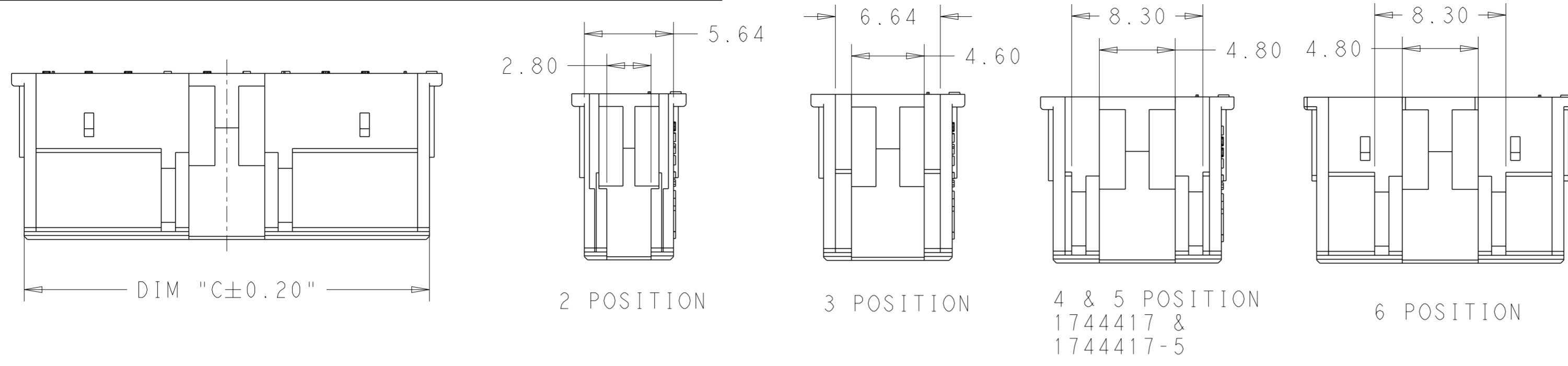


THIS DRAWING IS UNPUBLISHED. RELEASED FOR PUBLICATION  
 © COPYRIGHT copyright.d8Te- ALL RIGHTS RESERVED.

REVISIONS				
P	LTR	DESCRIPTION	DATE	APVD
D1		REVISED PER ECR-21-100237	22JAN2021	SK DZ
D2		REVISED PER ECR-21-125317	22DEC2021	PC LC



ALTERNATE LOCATION FOR  
 2 AND 3 POSITION PARTS

50.64	52.3	47.5	20	2-1744417-0
48.14	49.8	45.0	19	1-1744417-9
45.64	47.3	42.5	18	1-1744417-8
43.14	44.8	40.0	17	1-1744417-7
40.64	42.3	37.5	16	1-1744417-6
38.14	39.8	35.0	15	1-1744417-5
35.64	37.3	32.5	14	1-1744417-4
33.14	34.8	30.0	13	1-1744417-3
30.64	32.3	27.5	12	1-1744417-2
28.14	29.8	25.0	11	1-1744417-1
25.64	27.3	22.5	10	1-1744417-0
23.14	24.8	20.0	9	1744417-9
20.64	22.3	17.5	8	1744417-8
18.14	19.8	15.0	7	1744417-7
15.64	17.3	12.5	6	1744417-6
13.14	14.8	10.0	5	1744417-5
10.64	12.3	7.5	4	1744417-4
8.14	9.8	5.0	3	1744417-3
5.64	7.3	2.5	2	1744417-2
DIM C	DIM B	DIM A	NO. OF POSITIONS	PART NUMBER

LOCATION FOR  
 4~20 POSITION PARTS

- MATERIAL: NYLON UL94V-0 COLOR: NATURAL
- DIMENSIONS SHOWN REPRESENT PRODUCT IN DRY
- ACCEPTS TE RECEPTACLE P/N'S 2110989-( )
- THESE HOUSINGS CAN ACCEPT OPTIONAL TPA(RETAINER),P/N ( )-1969443-( ).
- MATES WITH TE HEADER ASSEMBLIES:( )-1744418-( ) & ( )-1744439-( ).
- PACKAGING: LOOSE PIECE
- PER IEC 60335-1 SECT. 30, GWEPT 750C, NO FLAME or Te-Ti≤2S

THIS DRAWING IS A CONTROLLED DOCUMENT.		DWN JR RUTH 23APR15	TE Connectivity ECONOMY POWER 2.5 HOUSING GLOW WIRE	
DIMENSIONS: mm		CHK ASHWINI 23APR15		
TOLERANCES UNLESS OTHERWISE SPECIFIED:		APVD ASHWINI 23APR15		
0 PLC ± 1 PLC ± 2 PLC ±0.25 3 PLC ± 4 PLC ± ANGLES ± FINISH		PRODUCT SPEC 108-2418 APPLICATION SPEC 114-13315 WEIGHT - Customer Drawing		
MATERIAL -		NAME SIZE A2 CAGE CODE - DRAWING NO C-1744417 RESTRICTED TO - SCALE N/A SHEET 1 OF 1 REV D2		