

APPLICATIONS

- ✧ USB Power & Data Line Protection.
- ✧ Ethernet 10BaseT.
- ✧ I2C Bus Protection.
- ✧ Video Line Protection.
- ✧ T1/E1 secondary IC Side Protection.
- ✧ Microcontroller Input Protection.
- ✧ ISDN S/T Interface.
- ✧ WAN/LAN Equipment.

IEC COMPATIBILITY

- ✧ IEC61000-4-2 (ESD) $\pm 15\text{kV}$ (air), $\pm 8\text{kV}$ (contact).
- ✧ IEC61000-4-4 (EFT) 40A (5/50ns).
- ✧ IEC61000-4-5 (Lightning) 12A (8/20 μs).

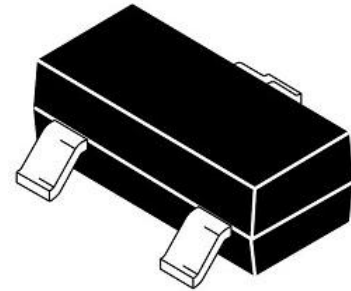
FEATURES

- ✧ 350 Watts Peak Pulse Power per Line ($t_p=8/20\mu\text{s}$).
- ✧ Protects two I/O lines.
- ✧ Low clamping voltage.
- ✧ Working voltages : 5V.
- ✧ Low leakage current.

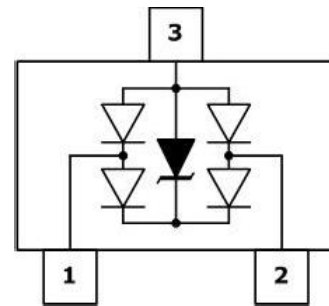
MECHANICAL CHARACTERISTICS

- ✧ JEDEC SOT-23 Package.
- ✧ Molding Compound Flammability Rating : UL 94V-O.
- ✧ Weight 8 Milligrams (Approximate).
- ✧ Quantity Per Reel : 3,000pcs.
- ✧ Reel Size : 7 inch.
- ✧ Lead Finish : Lead Free.

SOT-23



PIN CONFIGURATION

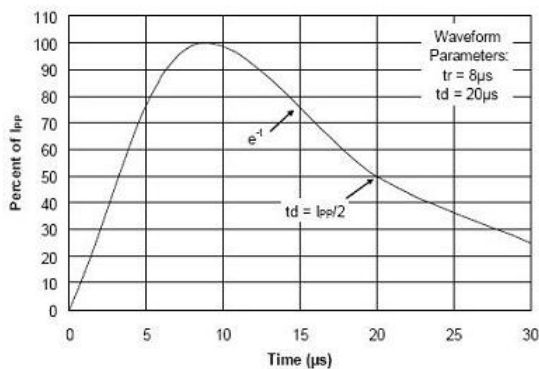
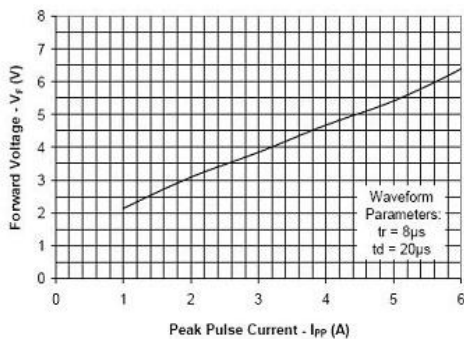
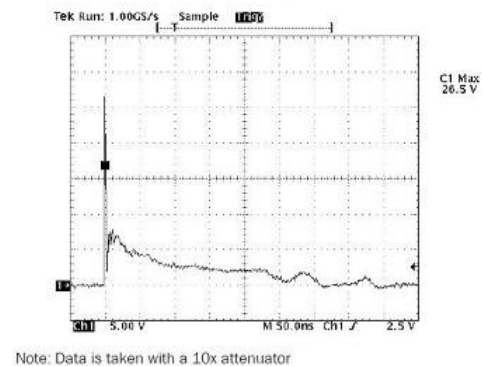
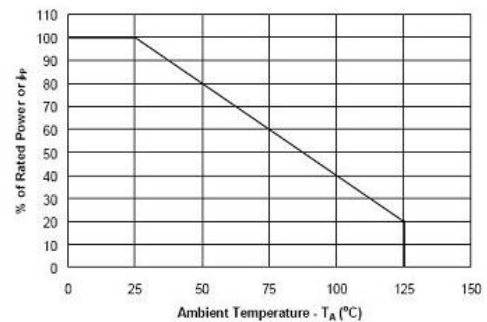


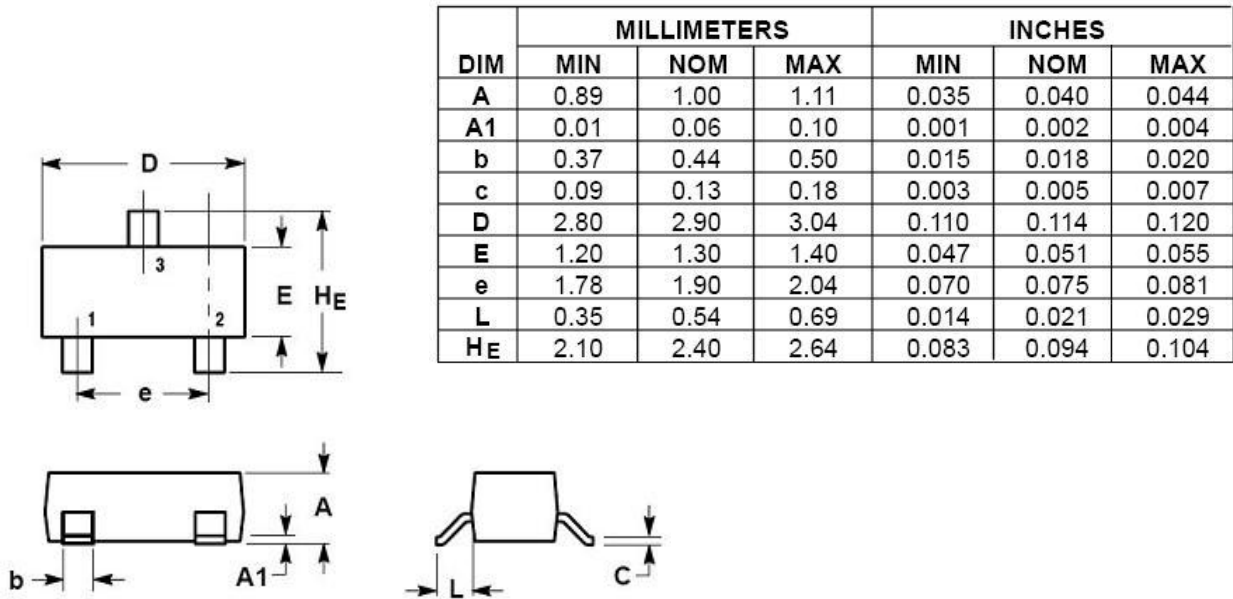
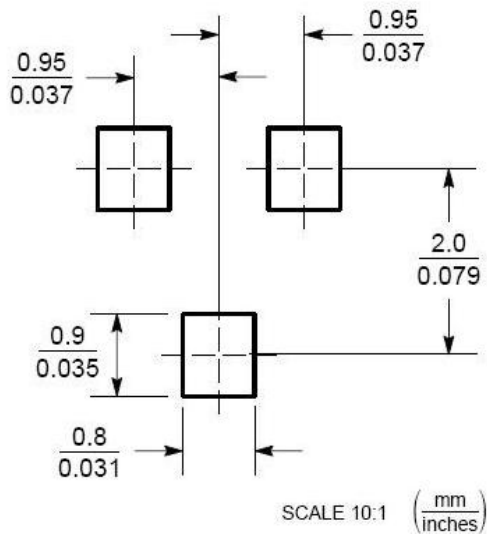
DEVICE CHARACTERISTICS
MAXIMUM RATINGS (@ 25°C Unless Otherwise Specified)

PARAMETER	SYMBOL	VALUE	UNITS
Peak Pulse Power (tp=8/20µs waveform)	P _{PP}	350	Watts
Lead Soldering Temperature	T _L	260 (10 sec.)	°C
Operating Temperature Range	T _J	-55 ~ 150	°C
Storage Temperature Range	T _{STG}	-55 ~ 150	°C

ELECTRICAL CHARACTERISTICS PER LINE (@ 25°C Unless Otherwise Specified)

PART NUMBER	V _{RWM}	V _{BR}	I _T	V _C	V _C		I _R	C _J
	(V) (max.)	(V) (min.)	(mA)	@1A (max.)	(max.)	(@A)	(µA) (max.)	(pF) (typ.)
LC05CD	5	6	1	9.8	30	12	1	1

Pulse Waveform

ESD Response (8kV Contact per IEC 61000-4-2)

Power Derating Curve


SOT-23 PACKAGE OUTLINE & DIMENSIONS

*** SOLDERING FOOTPRINT**

 Website: <http://www.jksemit.com>

For additional information, please contact your local Sales Representative.

©Copyright 2016, jksemit