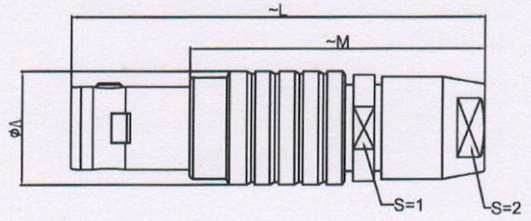


1.View and size(视图及尺寸)

Main technical indicators(主要技术指标)	
1.Mating (插拔次数)	5000
2.Working Temperature (温度)	-55~+150 °C
3.IP Rating (防护级别)	IP 50
4.Diameter of socket end(插合端直径)	∅0.7
5.Testing Voltage (测试电压)	850V
6.Working Voltage (工作电压)	700V
7.Rated Current (额定电流)	7A
8.Shell material(壳体材质)	Brass (chromium plating) shell and chuck nut/(nickel plating) pin sleeve and middleware/黄铜(镀铬)外壳和夹头螺母/(镀铬)插销套和中间件
9.Pin Material(插针材料)	Copper alloy gold plating(铜合金镀金)
10.Insulator material(绝缘体材质)	PPS

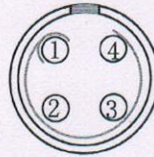


	A	L	M	S1	S2
MM	∅9.5	36	26	8.0	7
in	0.374	1.4173	1.0236	0.315	0.2756

Sum up(总结)	
Series(系列)	B
Shell style/model (外壳样式/型号)	TGG: Straight plug, cable collet and nut for fitting a bend relief直塞、电缆夹头和螺母, 用于安装弯曲凸起
Button (按键)	A button(一个按键)
Termination type (终止类型)	Male solder(公焊锡)
Line diameter awg(线材直径)	30AWG-22AWG
Cable diameter∅ (电缆直径)	∅4.3-5.2MM
Matching parts(配件)	ZGG.0B.P04.CLL

Location pin combination (定位销组合)			
(编号) Number	Number of positioning pins(定位销数量)	Angle(角度)	Series(系列)-0B
G	One(1)		(Zero degrees)0°
A	Two(2)	A	Thirty degrees(30°)
B	Two(2)		Sixty degrees(60°)
C	Two(2)		Ninety degrees(90°)
D	Two(2)	β	135 degrees(135°)
E	Two(2)		145 degrees(145°)
F	Two(2)		155 degrees(155°)
J	Two(2)	γ	Forty-five degrees(45°)
K	Two(2)		Seventy degrees(70°)
L	Two(2)		80 degrees(80°)

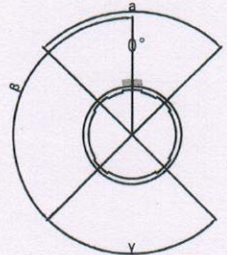
	A	B	C√	ANGLE
5-10	±0.02	±0.05	±0.1	0°-30° ±0.1°
50-100	±0.1	±0.15	±0.2	61°-90° ±0.5°
50-100	±0.15	±0.2	±0.25	
100-	±0.15%	±0.20%	±0.25%	



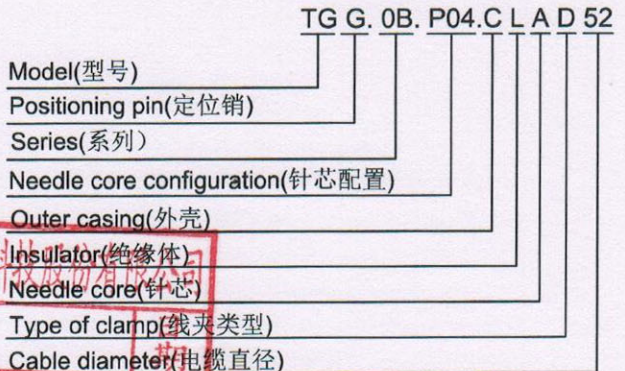
Welded surface (焊接面)



Solder core (焊接型公胶芯)



Positive view (正视图)



文件工程章

DESIGNED (设计)	DATE(日期)	SCALE(比例)	N/A(不适用)	MODEL TYPE 型号类型: TGG.0B.P04.CLAD.52
CHECKED (校对)	DATE(日期)	VIEW(视图)		PART NO. 0B4-core plug 名称: 0B4芯插头
APPROVED (审核)	DATE(日期)	UNIT(单位)	MM	DWG NO.:
REVISIONS		MATERIAL (材料)		WEIGHT(重量) SHEET(表) REVISION(修订)
www.helloxkb.com www.helloxkb.cn		XKB INDUSTRIAL PRECISION CO.,LIMITED		1/1 A0