

# INDIVIDUAL SPECIFICATION SHEET

**Product Name:** 0603 Time Delay SMD Fuse

**Part Number:** F06T2

**Revision:** B



**Dongguan TLC Electronic Technology Co., LTD**

No.18,5th GaoLi Road,TangXia Town,DongGuan,GuangDong,P.R China 523710

TEL: 86-0769-3892 0511

FAX: 86-0769-8793 2077

Http: [www.tlcet.com.cn](http://www.tlcet.com.cn)

Rev.	Effective Date	Changed Contents
A	2020-9-27	New Release
B	2021-4-7	Update Specifications

The individual specification sheet are the property of Dongguan TLC electronic technology Co.,Ltd and shall not be copied or used as commercial purposes without permission.

PREPEARED BY

APPROVED BY



## Description

F06T Series are the fuses set the industry standard for performance, reliability and quality. The solder-free design provides excellent on-off and temperature cycling characteristics during use and also makes our SMD fuses more heat and shock tolerant than typical subminiature fuses.

Rated Current	1.0In	2.5In
2A	4 hour minimum	5 sec maximum

## Features

- High inrush current withstanding capability
- AEC-Q200 Automotive Grade Certified
- Compatible with reflow and wave solder
- Ceramic and glass construction
- Excellent environmental integrity
- One time positive disconnect
- Lead Free and Halogen free material

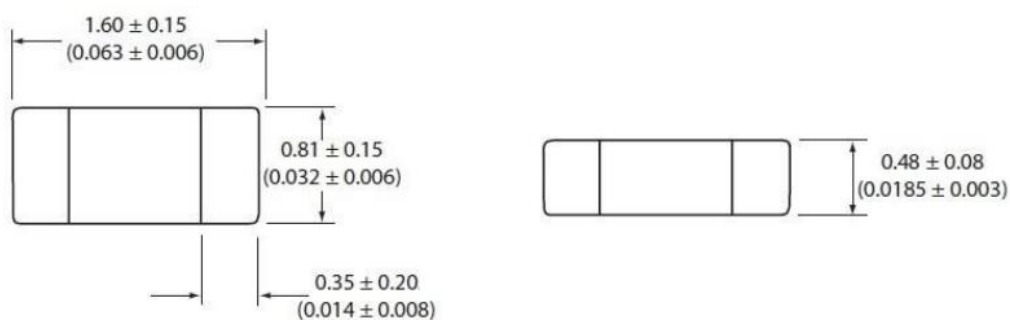
## Specifications

Specification							
Part No.	Rated Voltage	Rated Current (A)	Breaking Capacity (A) <sub>1</sub>	Typical Cold Resistance (mOhms) <sup>2</sup>	Typical Voltage Drop (mV)	Typical Pre-Arcing I <sup>2</sup> t (A <sup>2</sup> Sec) <sup>3</sup>	Alpha Mark
	DC						
F06T2	32V	2	50A	72	160	0.115	K

1. DC Interrupting Rating (Measured at rated voltage, time constant of less than 50 microseconds, battery source)
2. DC Cold Resistance are measured at <10% of rated current in ambient temperature of 25degrees
3. Typical Pre-arcing I<sup>2</sup>t are measured at 10In Current.

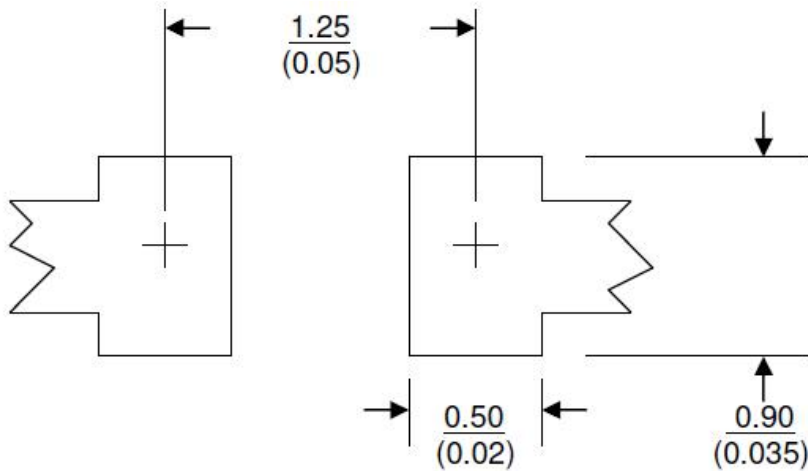
Specifications are subject to change without notice. Application testing is strongly recommended.

**Dimension** Drawing not to scale (Unit: mm/inch)





### Recommended land pattern

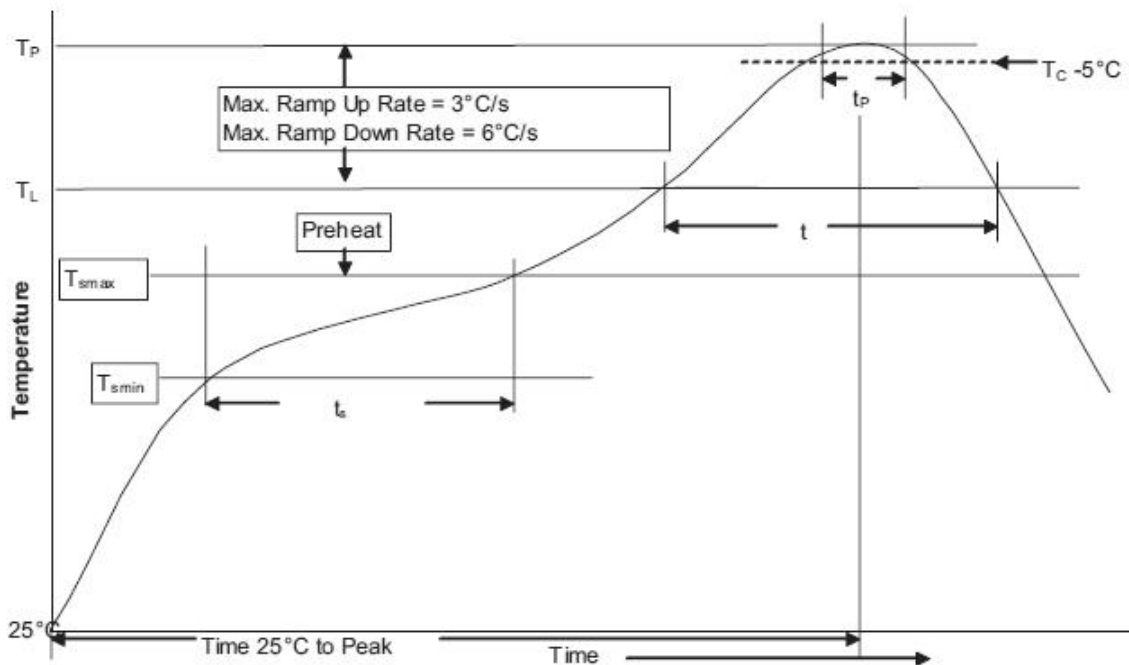


Unit: mm/inches

### Soldering method

- Wave solder
  - Reservoir temperature: 260°C
  - Time in reservoir: 10 seconds maximum
- Infrared reflow
  - Temperature: 260°C
  - Time: 30 seconds maximum

### Solder reflow profile



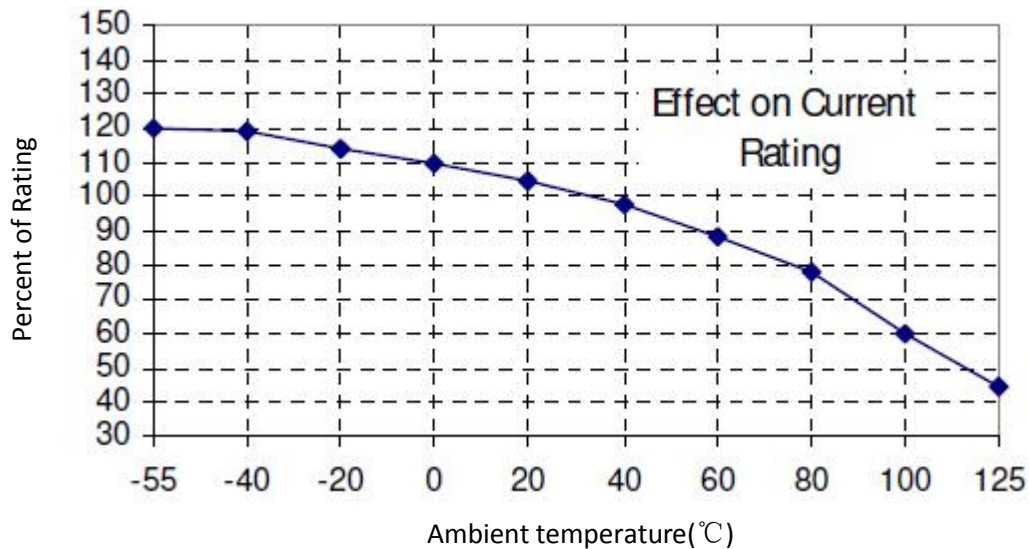
Profile Feature		Lead(Pb) free solder
Preheat and soak	• Temperature min.(T <sub>ssmin</sub> )	150°C
	• Temperature max. (T <sub>smax</sub> )	200°C

• Time ( $T_{smin}$ to $T_{smax}$ ) ( $t_s$ )	60 - 120 Seconds
Average ramp up rate $T_{smax}$ to $T_p$	3°C / Second Max.
Liquidous temperature ( $T_L$ ) Time at liquidous ( $t_L$ )	217°C 60 - 150 Seconds
Peak package body temperature ( $T_P$ )	260°C
Time ( $t_P$ ) within 5°C of the specified classification temperature ( $T_C$ )	30 Seconds
Average ramp-down rate ( $T_P$ to $T_{smax}$ )	6°C / Second Max.
Time (25°C to Peak Temperature)	8 Minutes Max.

### Temperature Derating Curve

Normal ambient temperature: 23+/-3°C

Operating temperature: -55 ~ 125°C, with proper correction factor applied



### Package

5000 fuses on 8mm tape-and-reel on a 7 inch (178mm) reel per EIA Standard 481.

--- End Of Document ---