

## Features

- ◆ Ultra low capacitance: 0.3pF typical (I/O to I/O)
- ◆ Ultra low leakage: nA level
- ◆ Low operating voltage: 5V
- ◆ Low clamping voltage
- ◆ Up to 4 data lines and one power line protects
- ◆ Complies with following standards:
  - IEC 61000-4-2 (ESD) immunity test  
Air discharge:  $\pm 25\text{kV}$   
Contact discharge:  $\pm 20\text{kV}$
  - IEC61000-4-4 (EFT) 40A (5/50ns)
  - IEC61000-4-5 (Lightning) : 4.7A(8/20 $\mu\text{s}$ )
- ◆ ROHS Compliant

## Ordering Information

Part Number	Qty per Reel	Reel Size
TPSP0504SHTG	3000	7"

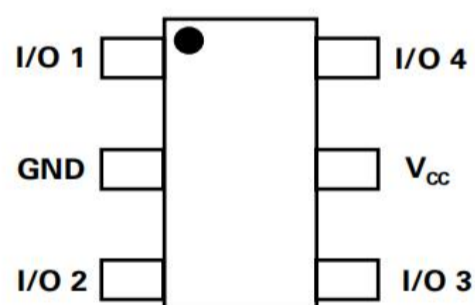
## Mechanical Characteristics

- ◆ Package: SOT23-6
- ◆ Lead Finish: Matte Tin
- ◆ Case Material: "Green" Molding Compound.
- ◆ UL Flammability Classification Rating 94V-0
- ◆ Moisture Sensitivity: Level 3 per J-STD-020

## Applications

- ◆ USB 2.0 and USB 3.0 Ports
- ◆ USB OTG
- ◆ Digital video interface(DVI)
- ◆ Monitor and Flat Panel Displays
- ◆ PCI Express and Serial SATA Ports
- ◆ Gigabit Ethernet
- ◆ IEEE 1394 firewire ports
- ◆ Consumer products (STB, DVD, DSC, DVC...)

## Dimensions and Pin Configuration



**Absolute Maximum Ratings** (Tamb=25°C unless otherwise specified)

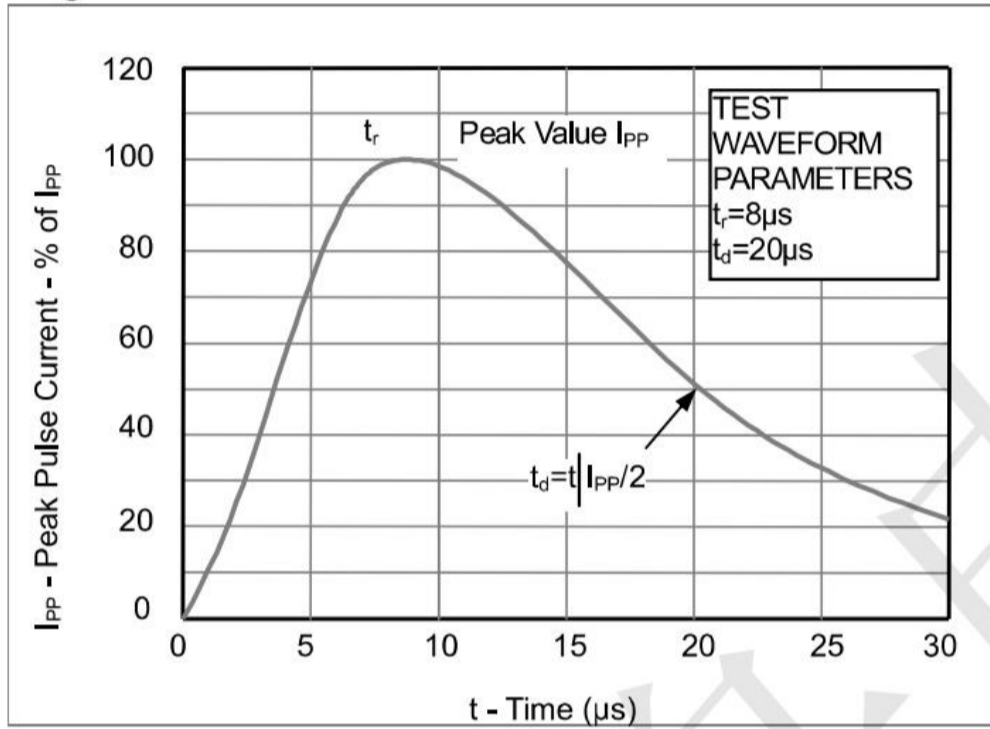
Parameter	Symbol	Value	Unit
Peak Pulse Power (tp=8/20μs) (Vcc-GND)	PPP	300	W
Peak Pulse Current (tp=8/20μs)	IPP	4.7	A
ESD per IEC 61000-4-2 (Air) ESD per IEC 61000-4-2 (Contact)	VESD	±25 ±20	kV
Operating Temperature Range	TJ	-55 to +125	°C
Storage Temperature Range	Tstg	-55 to +150	°C

**Electrical Characteristics** (TA=25°C unless otherwise specified)

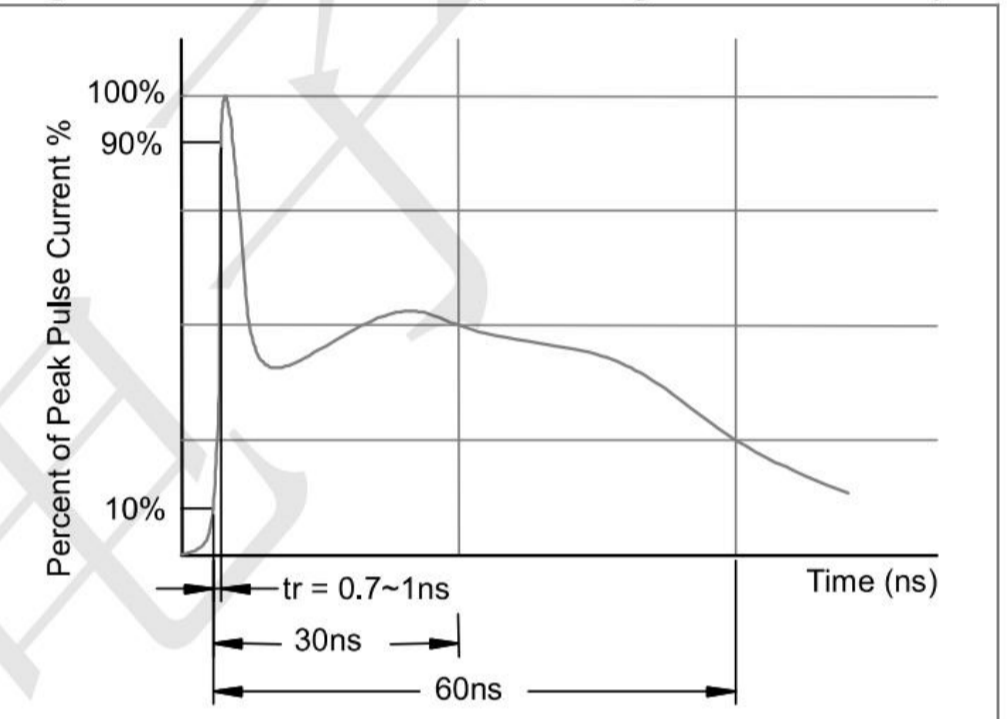
Parameter	Symbol	Min	Typ	Max	Unit	Test Condition
Reverse Working Voltage	VRWM			5	V	Any I/O pin to ground
Breakdown Voltage	VBR	6			V	IT = 1mA, any I/O pin to ground
Reverse Leakage Current	IR			0.08	μA	VRWM = 5V, any I/O pin to ground
Clamping Voltage	Vc			11	V	IPP = 1A (8 x 20μs pulse) any I/O pin to ground
Clamping Voltage	Vc			15	V	IPP = 4.7A (8 x 20μs pulse) any I/O pin to ground
Clamping Voltage	CJ			18	V	IPP = 17A (8 x 20μs pulse) VCC to ground
Junction Capacitance	CJ		0.3	0.4	pF	VR = 0V, f = 1MHz, between I/O pins
Junction Capacitance	CJ			0.8	pF	VR = 0V, f = 1MHz, any I/O pin to ground

**Typical Performance Characteristics ( $T_A=25^\circ\text{C}$  unless otherwise Specified)**

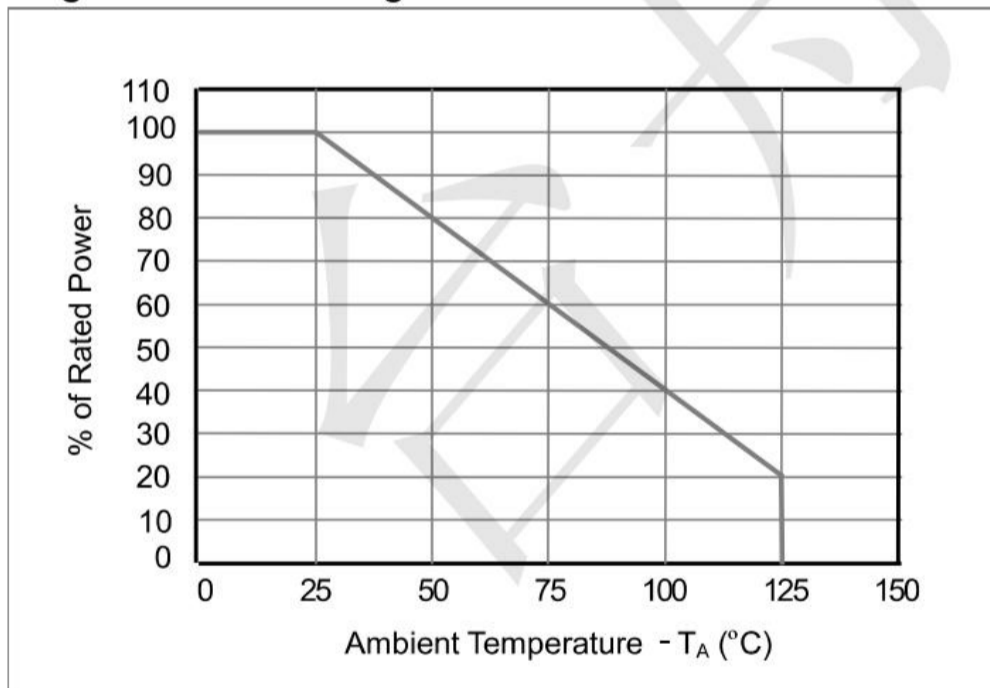
**Fig1. 8/20 $\mu\text{s}$  Pulse Waveform**



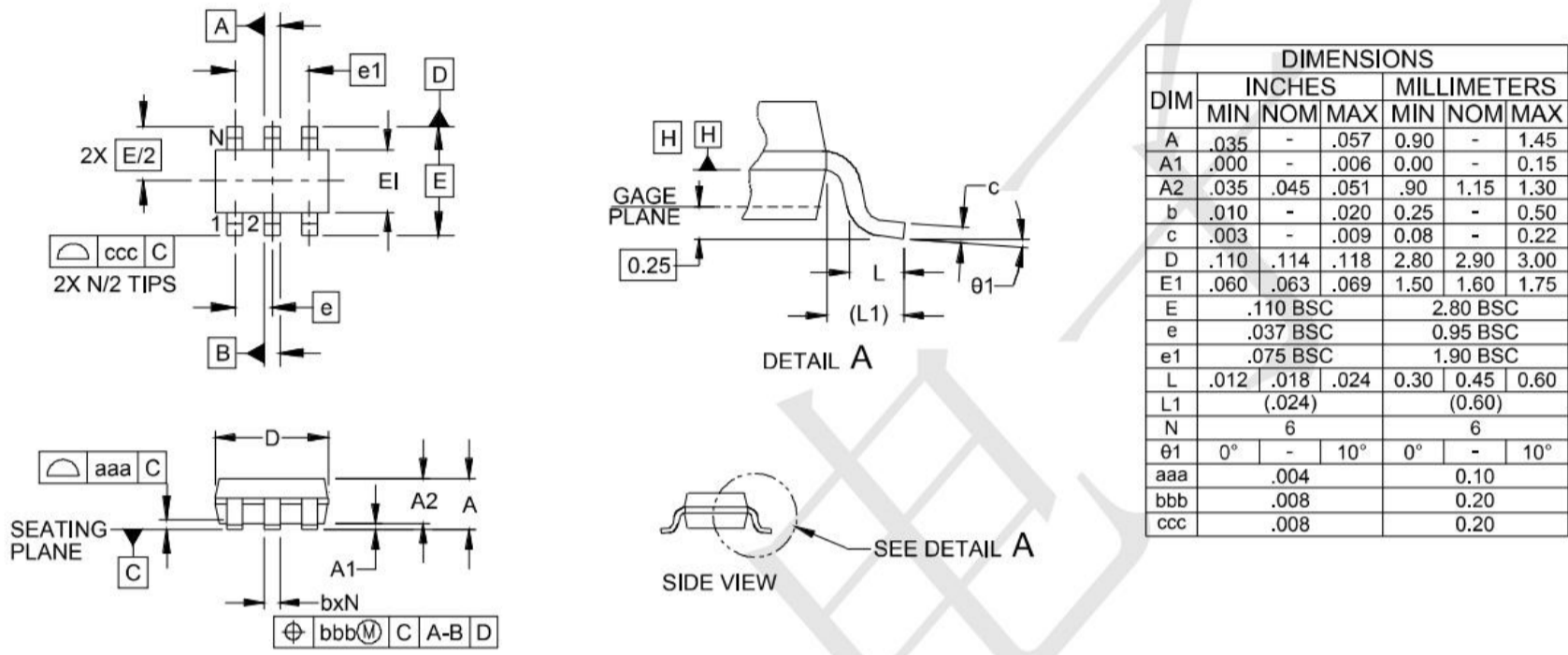
**Fig2. ESD Pulse Waveform (according to IEC 61000-4-2)**



**Fig3. Power Derating Curve**



**Outline Drawing - SOT23-6**



**Land Pattern - SOT23-6**

