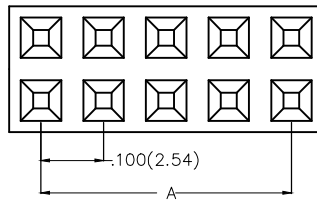
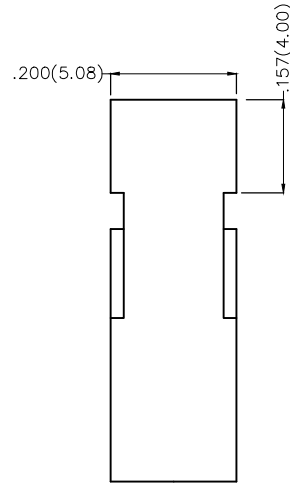
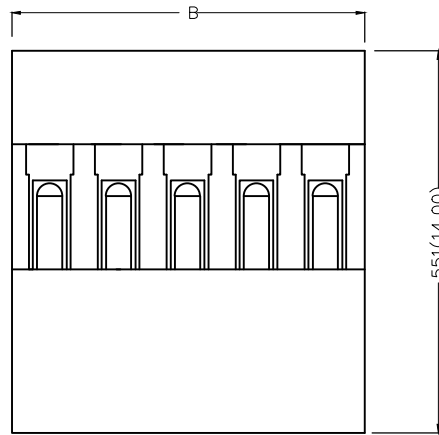


REV	LOCATIONS	DESCRIPTION	DATE	REVISER	APPD
1	△	Part No. changes	24/MAY/21	KATE	CHERRY

Notes

- 1.Material: PBT UL94V-0
- 2.Temperature Range-Operating: -25C° ~ +85C°
- 3.Applicable Terminal: FT25403



Ordering Information

FHG 254 04 - D XX M 1 K6 B
 1 2 3 4 5 6 7 8 9

1	Category FHG-Housing	2	Series Number 254-Pitch2.54mm	3	Distinction No. 04	4	Row Option D-Double row	5	Circuits XX
6	Entry Type M-Male	7	Material-Resin 1-PBT	8	Color-Resin K6-Black	9	Packaging B-PE Bag		

 THIRD ANGLE PROJECTION	GENERAL TOLERANCES (UNLESS SPECIFIED)		APPROVE BY FRANK	DATE 25/JUN/13	PART NO. FHG25404-DXXM1K6B	ITEM NO. FHG25404	 Leader Of Industry	
	DESIGN UNITS Inch (metric)	X.±.012(0.30)	X.'±5'	CHECKED BY JACOB	DATE 25/JUN/13	TITLE Wire to Board Pitch 2.54mm(Housing)		REV 0
SCALE 5:1	SIZE A4	X.XX±.006(0.15)	.XX'±1'	DRAWN BY CHERRY	DATE 25/JUN/13	THIS DRAWING CONTAINS INFORMATION THAT IS PROPRIETARY TO TXGA INDUSTRIAL ELECTRONICS(S.Z)CO.,LTD AND SHOULD NOT BE USED WITHOUT WRITTEN PERMISSION		

1 2 3 4 5 6 7 8

REV	LOCATIONS	DESCRIPTION	DATE	REVISER	APPD

A

A

B

B

C

C

D


D




E

E

F

F

Circuits (n)	Part No. 	Dimensions(in/mm)	
		A	B
6	FHG25404-D06M1K6B	.200(5.08)	.300(7.62)
8	FHG25404-D08M1K6B	.300(7.62)	.400(10.16)
10	FHG25404-D10M1K6B	.400(10.16)	.500(12.70)
12	FHG25404-D12M1K6B	.500(12.70)	.600(15.24)
14	FHG25404-D14M1K6B	.600(15.24)	.700(17.78)
16	FHG25404-D16M1K6B	.700(17.78)	.800(20.32)
18	FHG25404-D18M1K6B	.800(20.32)	.900(22.86)
20	FHG25404-D20M1K6B	.900(22.86)	1.000(25.40)
22	FHG25404-D22M1K6B	1.000(25.40)	1.100(27.94)
24	FHG25404-D24M1K6B	1.100(27.94)	1.200(30.48)
26	FHG25404-D26M1K6B	1.200(30.48)	1.300(33.02)
28	FHG25404-D28M1K6B	1.300(33.02)	1.400(35.56)
30	FHG25404-D30M1K6B	1.400(35.56)	1.500(38.10)
32	FHG25404-D32M1K6B	1.500(38.10)	1.600(40.64)
34	FHG25404-D34M1K6B	1.600(40.64)	1.700(43.18)
36	FHG25404-D36M1K6B	1.700(43.18)	1.800(45.72)
38	FHG25404-D38M1K6B	1.800(45.72)	1.900(48.26)
40	FHG25404-D40M1K6B	1.900(48.26)	2.000(50.80)
42	FHG25404-D42M1K6B	2.000(50.80)	2.100(53.34)
44	FHG25404-D44M1K6B	2.100(53.34)	2.200(55.88)
46	FHG25404-D46M1K6B	2.200(55.88)	2.300(58.42)
48	FHG25404-D48M1K6B	2.300(58.42)	2.400(60.96)
50	FHG25404-D50M1K6B	2.400(60.96)	2.500(63.50)

 THIRD ANGLE PROJECTION	GENERAL TOLERANCES (UNLESS SPECIFIED)		APPROVE BY FRANK	DATE 25/JUN/13	PART NO.  FHG25404-DXXM1K6B	ITEM NO. FHG25404	 Leader Of Industry
	DESIGN UNITS Inch (metric)	X.±.012(0.30) X.±5'	CHECKED BY JACOB	DATE 25/JUN/13	TITLE Wire to Board Pitch 2.54mm(Housing)		
	SCALE 5:1 SIZE A4	X.XX±.006(0.15) .XX±1"	DRAWN BY CHERRY	DATE 25/JUN/13	THIS DRAWING CONTAINS INFORMATION THAT IS PROPRIETARY TO TXGA INDUSTRIAL ELECTRONICS(S.Z)CO.,LTD AND SHOULD NOT BE USED WITHOUT WRITTEN PERMISSION		

1 2 3 4 5 6 7 8