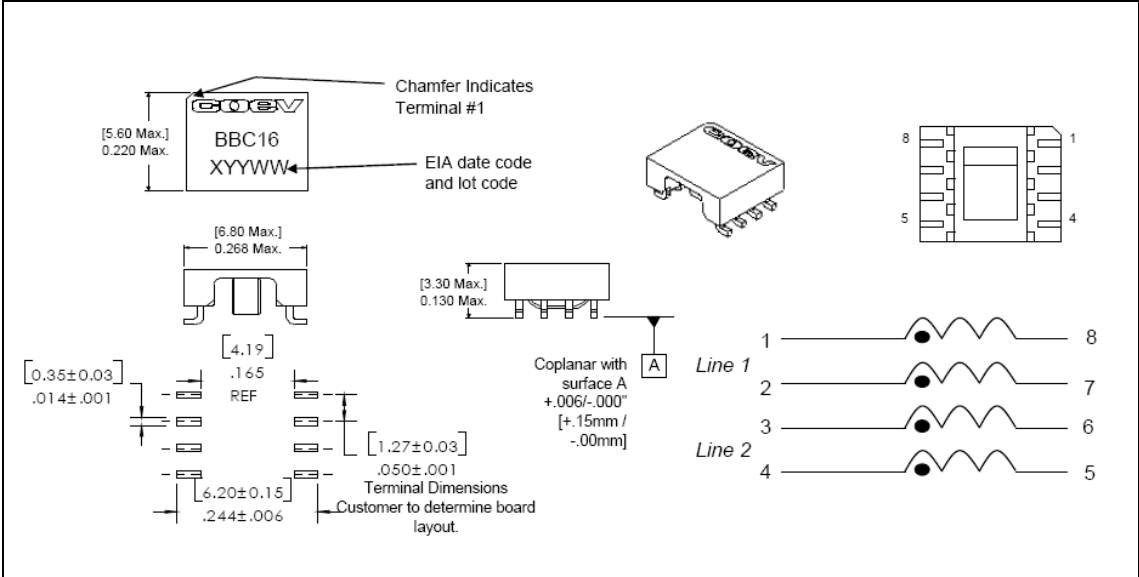


<b>MGBBC-00016-P</b>	<b>REV</b>	
<b>1879393-4</b>	<b>BA</b>	

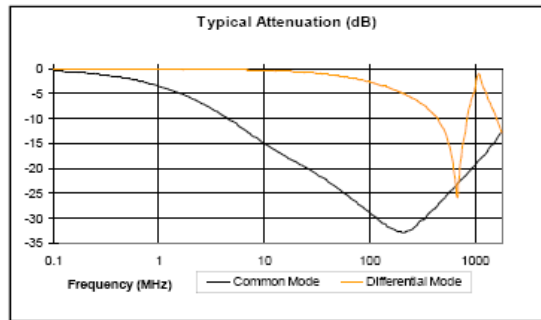
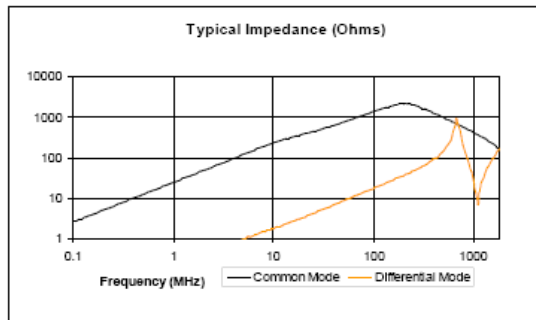
**Product Description** **MGBBC-00016, Ind Toroid SMD LL**



Primary Units are in inches millimetres in brackets

**Electrical Specifications at +20°C unless noted otherwise**

Test	Limits	Unit	Tol	Notes
DC Resistance	0.07	$\Omega$	Max.	Any winding
Turns Ratio	1.0 : 1.0	---	$\pm 1\%$	Winding : Winding
Current Rating	1.00	A	Max	Each Winding
Common mode Attenuation	17	dB	Typ.	100MHz
Common mode Attenuation	23	dB	Typ.	500MHz
Common mode Attenuation	21	dB	Typ.	1000MHz
Diff. Mode Atten.	3	dB	Typ.	250MHz
Common mode Impedance	300	Ohms	Typ.	100MHz



Terminal Plating is Hot-dipped SnAgCu over Ni  
 Operating Temperature Range: -40°C to +85°C  
 260°C Maximum reflow solder temperature per J-STD-020



The information contained in this drawing is the sole property of Tyco Electronics. Any reproduction or use without the written permission of Tyco Electronics is prohibited.

Specifications subject to change without notice. For latest revision visit <http://www.tycoelectronics.com>