




2.5×2.0mm



AEC-Q100/200 **RoHS Compliant**
*AEC-Q100 qualified (Option)

Features

- Miniature SMD type (2.5×2.0×0.8mm)
- Freq. temp. characteristics:
: ±2.0×10⁻⁶/ -30 to +85°C
: ±0.5×10⁻⁶/ -30 to +85°C (for GNSS)
- 1.68 to 3.63V drive available
- Reflow compatible
- Operating Temp. -40 to +105°C (Option)
- Disable Function (Option)

Applications

- Mobile Communications, W-LAN
- Low power radio communications
- GNSS Unit

How to Order

KT2520K 26000 □ □ □ □ □ xx
① ② ③ ④ ⑤ ⑥ ⑦ ⑧

①Series

- ②Output Frequency
- ③Freq. Temp. Chrst.

A	±0.5×10 ⁻⁶
B	±1.0×10 ⁻⁶
C	±1.5×10 ⁻⁶
D	±2.0×10 ⁻⁶

④Supply Voltage

18	1.8V	28	2.8V
30	3.0V	33	3.3V

⑤Voltage Control Function

T	TCXO
Spec. Code*	VCTCXO

*Please contact us for Spec. Code.

⑥Individual Specification

⑦Lower Operating Temp.

C	-30°C
E	-20°C
G	-10°C

⑧Upper Operating Temp.

W	+85°C
V	+80°C
U	+75°C

Packaging (Tape & Reel 12000 pcs./ reel)

Specifications

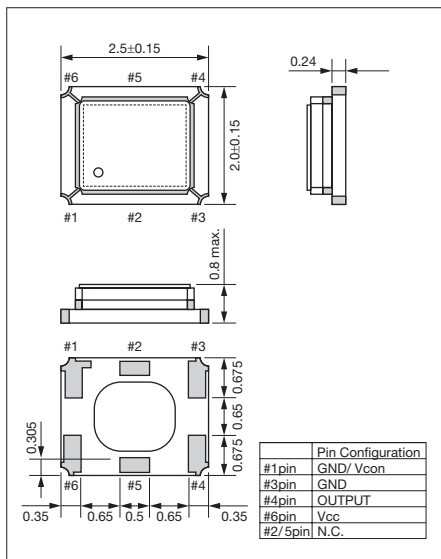
Item	Symbol	Conditions	Min.	Max.	Unit
Output Frequency Range	f _o		10	60	MHz
Frequency Tolerance	f _{tol}	vs Temperature	-0.5/ -2	+0.5/ +2	× 10 ⁻⁶
		vs Load	-0.2	+0.2	
		vs Voltage	-0.2	+0.2	
Frequency Aging	f _{age}	Per Year	-1	+1	× 10 ⁻⁶
Storage Temperature Range	T _{stg}		-40	+85	°C
Operating Temperature Range	T _{use}		-30	+85	°C
Voltage Control Range	f _{cont}	Positive	±8	±15	× 10 ⁻⁶
Supply Voltage	V _{cc}		1.68	3.63	V
Output Level	V _{pp}	Clipped Sine*, Load: 10k ohm // 10pF	0.8	—	Vp-p
Current Consumption	I _{cc}		—	2	mA
Harmonics	—		—	-5	dBc

* : A DC-cut capacitor is not embedded in this crystal oscillator. Connect a DC-cut capacitor (≥1nF) to the line-out terminal of the oscillator.

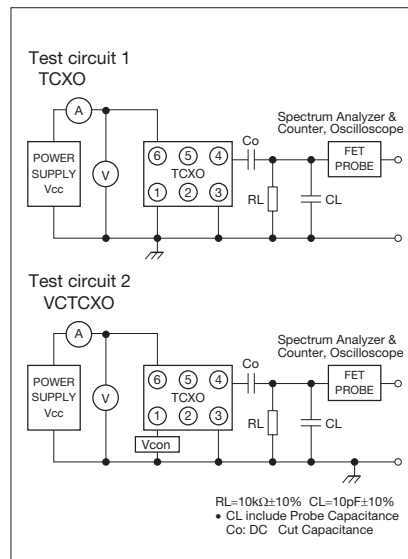
* Please contact us for other specifications.

Dimensions

(Unit: mm)



Test Circuit



Recommended Land Pattern

(Unit: mm)

