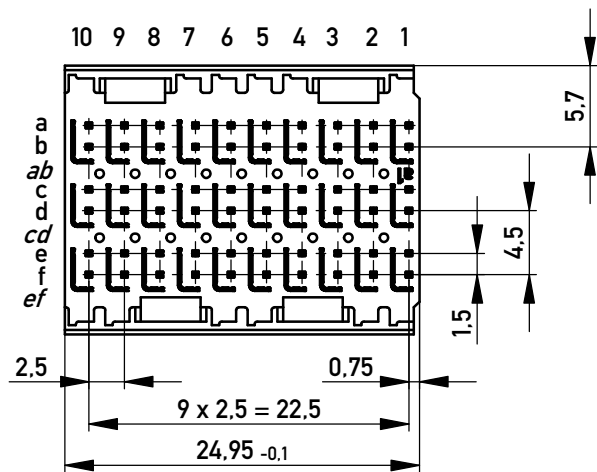
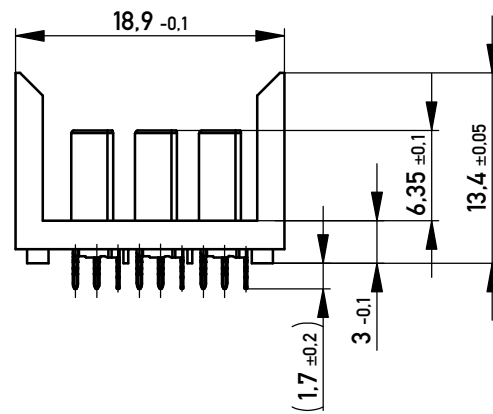
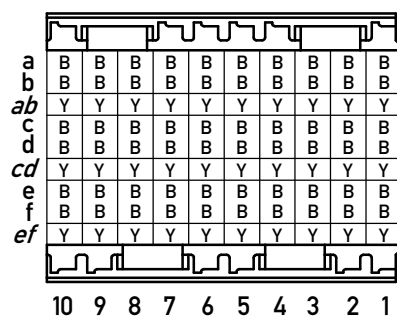


EN-Zone für durchkontaktierte Löcher  $\phi 0,6 \pm 0,05$   
*compliant zone for through hole*  
 $\phi 0,6 \pm 0,05$

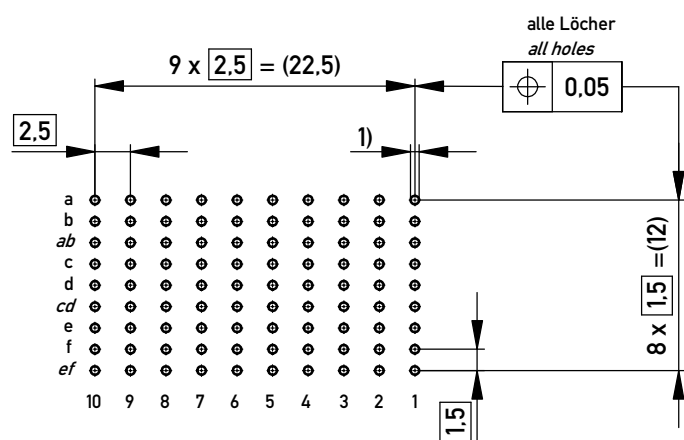


Bestückungsplan - *contact layout*



Lochbild für Leiterplatte  
 (Bestückungsseite)

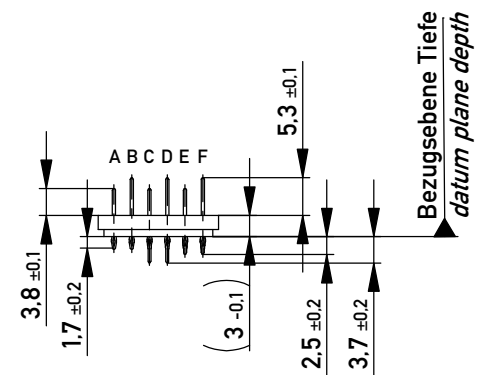
*board hole pattern*  
*(component mounting side)*



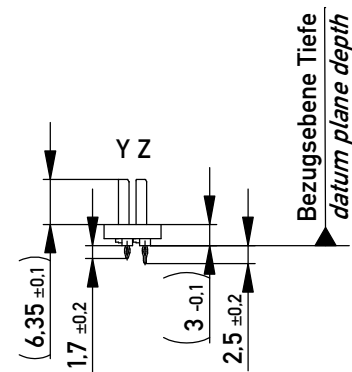
1)  $\phi 0,6 \pm 0,05$  Durchmesser des metallisierten Loches  
 $\phi 0,6 \pm 0,05$  diameter of finished plated-through hole

Schichtaufbau im metallisierten Loch siehe Zeichnung 164062 Nr.1  
*metal plating of plated-through hole according to 164062 No.1*

Kontaktversionen, Messerkontakte  
*contact selection options, male contacts*



Kontaktversionen, Schirmmesser  
*contact selection options, shielding contacts*



Information: B + Y  
 siehe Bestückungsplan  
*see contact layout*  
 Anforderungsstufe 2 / class 2

Copyright by ERNI Production GmbH & Co. KG  
 Proprietary notice pursuant to ISO 16016 to be observed.

Information:		Tolerances	Scale 2:1
All rights reserved. Only for Information. To ensure that this is the latest version of this drawing, please contact one of the ERNI companies before using.		All Dimensions in mm	Designation
Subject to modification without prior notice. Drawing will not be updated.		www.ERNI.com	<b>ERmet ZD Messerleiste 3-10</b> <i>ERmet ZD Male Connector 3-10</i>
d	11.04.2018	ERNI	<b>973062</b>
Index	Date		1 A3
		Class	ERMZD