

# Single relay - REL-IR4/LDP-110DC/4X21AU - 2903673


Please be informed that the data shown in this PDF Document is generated from our Online Catalog. Please find the complete data in the user's documentation. Our General Terms of Use for Downloads are valid (<http://phoenixcontact.com/download>)



Plug-in industrial relay with power contacts and additional hard gold plating, 4 changeover contacts, test button, status LED, freewheeling diode, mechanical switching position indicator, polarity: A1+, A2-, coil voltage: 110 V DC



## Key Commercial Data

Packing unit	10 pc
Minimum order quantity	10 pc
GTIN	 4 046356 758864
GTIN	4046356758864

## Technical data

### Dimensions

Width	21.2 mm
Height	27.5 mm
Depth	35.6 mm

### Ambient conditions

Ambient temperature (operation)	-40 °C ... 70 °C
Ambient temperature (storage/transport)	-40 °C ... 85 °C
Degree of protection	RT I

### Coil side

Nominal input voltage $U_N$	110 V DC
Input voltage range in reference to $U_N$	see diagram
Typical input current at $U_N$	8 mA
Typical response time	13 ms
Typical release time	14 ms
Protective circuit	Damping diode
Status display	Yellow LED

# Single relay - REL-IR4/LDP-110DC/4X21AU - 2903673

## Technical data

### Coil side

Power dissipation for nominal condition	0.88 W
---	--------

### Contact side

Contact type	4 changeover contacts
Type of switch contact	Single contact
Contact material	AgNi, hard gold-plated
Note	If the specified maximum values for multi-layer contact relays are exceeded, the gold plating is destroyed. The maximum values of the power contact relay are then valid. This can result in a shorter service life than with a pure power contact.
Maximum switching voltage	30 V AC
	36 V DC
Minimum switching voltage	2 V (At 24 mA)
Min. switching current	2 mA (24 V DC)
Maximum inrush current	50 mA
Limiting continuous current	50 mA
Interrupting rating (ohmic load) max.	1.2 W (at 24 V DC)
Switching capacity min.	48 mW
Motor load according to UL 508	1/3 HP, 240 V AC

### Contact side (with destroyed gold layer)

Contact material	AgNi
Note	the following values are applicable if a gold layer is destroyed
Maximum switching voltage	250 V AC/DC
Minimum switching voltage	5 V (At 24 mA)
Limiting continuous current	6 A
Maximum inrush current	16 A (20 ms, N/O contacts)
Min. switching current	5 mA (at 24 V)
Interrupting rating (ohmic load) max.	144 W (at 24 V DC)
	124 W (at 48 V DC)
	108 W (at 60 V DC)
	52 W (at 110 V DC)
	48 W (at 220 V DC)
	1500 VA (for 250 V AC)
Switching capacity	2 A (at 24 V, DC13)
	0.22 A (at 120 V, DC13)
	0.11 A (at 250 V, DC13)
	1.5 A (at 24 V, AC15)
	1.5 A (at 120 V, AC15)
	1 A (at 240 V, AC15)

### General

Test voltage	2.5 kV <sub>rms</sub> (50 Hz, 1 min., winding/contact)
--------------	--

# Single relay - REL-IR4/LDP-110DC/4X21AU - 2903673

## Technical data

### General

	2 kV <sub>rms</sub> (50 Hz, 1 min., changeover contact/changeover contact)
Operating mode	100% operating factor
Mechanical service life	approx. 2x 10 <sup>7</sup> cycles
Service life, electrical	see diagram
Mounting position	any

### Connection data

Connection method	Plug connection
-------------------	-----------------

### Standards and Regulations

Connection in acc. with standard	CSA
Standards/regulations	IEC 60664
	IEC 61810
Rated insulation voltage	250 V AC
Rated surge voltage	2.5 kV
Insulation	Basic insulation
Pollution degree	2
Overvoltage category	II

### Conformance/approvals

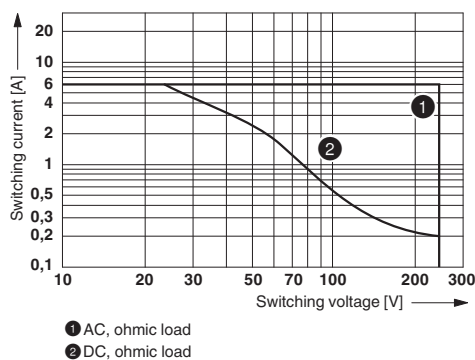
Designation	Corrosive gas test
Identification	ISA-S71.04. G3 Harsh Group
	EN 60068-2-60

### Environmental Product Compliance

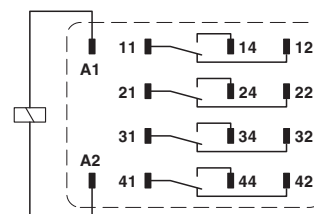
China RoHS	Environmentally Friendly Use Period = 50 years
	For details about hazardous substances go to tab "Downloads", Category "Manufacturer's declaration"

## Drawings

Diagram



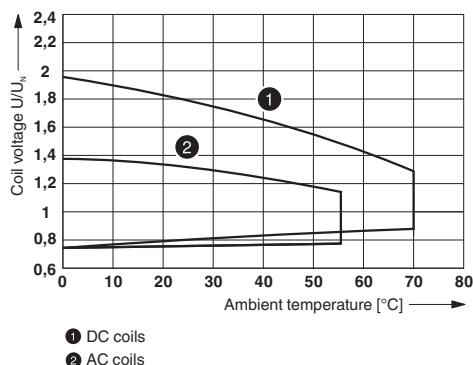
Circuit diagram



### Interrupting rating

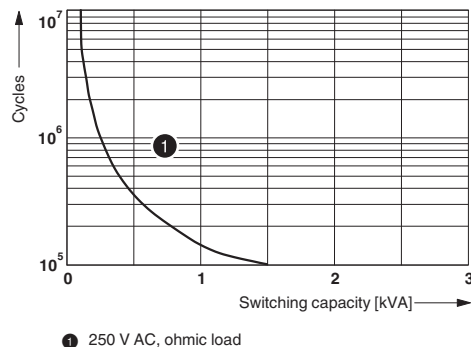
# Single relay - REL-IR4/LDP-110DC/4X21AU - 2903673

Diagram



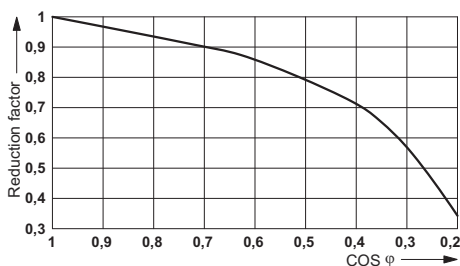
Operating voltage range

Diagram



Electrical service life

Diagram



Service life reduction factor

## Classifications

### eCl@ss

eCl@ss 10.0.1	27371601
eCl@ss 11.0	27371601
eCl@ss 4.0	27371100
eCl@ss 4.1	27371100
eCl@ss 5.0	27371600
eCl@ss 5.1	27371600
eCl@ss 6.0	27371600
eCl@ss 7.0	27371601
eCl@ss 9.0	27371601

### ETIM

ETIM 2.0	EC001437
ETIM 3.0	EC001437
ETIM 4.0	EC001437

# Single relay - REL-IR4/LDP-110DC/4X21AU - 2903673

## Classifications

### ETIM

ETIM 5.0	EC001437
ETIM 6.0	EC001437
ETIM 7.0	EC001437

### UNSPSC

UNSPSC 6.01	30211916
UNSPSC 7.0901	39121515
UNSPSC 11	39121515
UNSPSC 12.01	39121515
UNSPSC 13.2	39122334
UNSPSC 18.0	39122334
UNSPSC 19.0	39122334
UNSPSC 20.0	39122334
UNSPSC 21.0	39122334

## Approvals

### Approvals

#### Approvals

CSA / UL Recognized / cUL Recognized / EAC / EAC / VDE Zeichengenehmigung / cULus Recognized

#### Ex Approvals

### Approval details

CSA		<a href="http://www.csagroup.org/services-industries/product-listing/">http://www.csagroup.org/services-industries/product-listing/</a>	2554095
-----	---	---	---------

UL Recognized		<a href="http://database.ul.com/cgi-bin/XYV/template/LISEXT/1FRAME/index.htm">http://database.ul.com/cgi-bin/XYV/template/LISEXT/1FRAME/index.htm</a>	FILE E 172140
---------------	---	---	---------------

cUL Recognized		<a href="http://database.ul.com/cgi-bin/XYV/template/LISEXT/1FRAME/index.htm">http://database.ul.com/cgi-bin/XYV/template/LISEXT/1FRAME/index.htm</a>	FILE E 172140
----------------	---	---	---------------

## Single relay - REL-IR4/LDP-110DC/4X21AU - 2903673

### Approvals

EAC		TR_TS_D_00573_c
-----	--	-----------------

EAC		RU*C- DE.*08.B.00010
-----	--	-------------------------

VDE Zeichengenehmigung		<a href="http://www2.vde.com/de/Institut/Online-Service/VDE-gepruefteProdukte/Seiten/Online-Suche.aspx">http://www2.vde.com/de/Institut/Online-Service/ VDE-gepruefteProdukte/Seiten/Online-Suche.aspx</a>	40040427
------------------------	--	--	----------

cULus Recognized			
------------------	--	--	--

### Accessories

#### Additional products

Relay base - RIF-2-BPT/4X21 - 2900934



Relay base RIF-2..., for industrial relay with 2 or 4 changeover contacts, Push-in connection, plug-in option for input/interference suppression modules, for mounting on NS 35/7,5

Relay base - RIF-2-BSC/4X21 - 2900932



RIF-2... relay base, for industrial relay with 2 or 4 changeover contacts, screw connection, plug-in option for input/interference suppression modules, for mounting on NS 35/7,5

Phoenix Contact 2021 © - all rights reserved  
<http://www.phoenixcontact.com>

PHOENIX CONTACT GmbH & Co. KG  
Flachmarktstr. 8  
32825 Blomberg  
Germany  
Tel. +49 5235 300  
Fax +49 5235 3 41200  
<http://www.phoenixcontact.com>