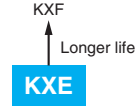


# KXE Series

- For LED light circuits and other long life applications
- Rated voltage range : 160 to 400 V<sub>dc</sub> , Capacitance range : 1.0 to 33μF
- Endurance with ripple current : 10,000 to 12,000 hours at 105°C
- Non solvent resistant type
- RoHS2 Compliant

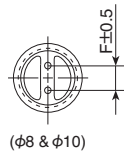
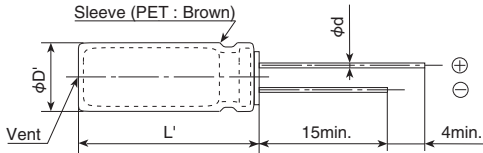


## SPECIFICATIONS

Items	Characteristics		
Category	-40 to +105°C		
Temperature Range			
Rated Voltage Range	160 to 400V <sub>dc</sub>		
Capacitance Tolerance	±20% (M) (at 20°C, 120Hz)		
Leakage Current		After 1 minute	After 5 minutes
	CV ≤ 1,000	I=0.1CV+40	I=0.03CV+15
	CV > 1,000	I=0.04CV+100	I=0.02CV+25
	Where, I : Max. leakage current (μA), C : Nominal capacitance (μF), V : Rated voltage (V) (at 20°C)		
Dissipation Factor (tan δ)	Rated voltage (V <sub>dc</sub> )	160 to 400V	(at 20°C, 120Hz)
	tan δ (Max.)	0.24	
Low Temperature Characteristics (Max. Impedance Ratio)	Rated voltage (V <sub>dc</sub> )	160 to 400V	(at 120Hz)
	Z(-25°C)/Z(+20°C)	4	
	Z(-40°C)/Z(+20°C)	6	
Endurance	The following specifications shall be satisfied when the capacitors are restored to 20°C after subjected to DC voltage with the rated ripple current is applied (the peak voltage shall not exceed the rated voltage) for 10,000 hours (12,000 hours for φ 10 × 16L) at 105°C.		
	Capacitance change	≤ ±30% of the initial value	
	D.F. (tan δ)	≤ 300% of the initial specified value	
	Leakage current	≤ The initial specified value	
Shelf Life	The following specifications shall be satisfied when the capacitors are restored to 20°C after exposing them for 1,000 hours at 105°C without voltage applied. Before the measurement, the capacitor shall be preconditioned by applying voltage according to Item 4.1 of JIS C 5101-4.		
	Capacitance change	≤ ±30% of the initial value	
	D.F. (tan δ)	≤ 300% of the initial specified value	
	Leakage current	≤ 500% of the initial specified value	

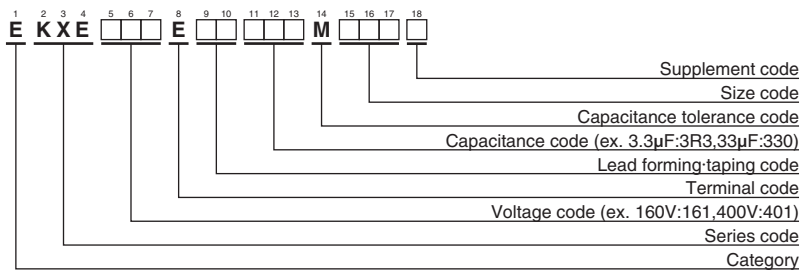
## DIMENSIONS [mm]

- Terminal Code : E



φD	8	10
φd	0.6	0.6
F	3.5	5.0
φD'	φD+0.5max.	
L'	L+2.0max.	L+1.5max.

## PART NUMBERING SYSTEM



Please refer to "Product code guide (radial lead type)"

## RATED RIPPLE CURRENT MULTIPLIERS

- Frequency Multipliers

Capacitance(μF)	Frequency(Hz)			
	120	1k	10k	100k
1.0 to 33	1.00	1.75	2.25	2.50

The endurance of capacitors is reduced with internal heating produced by ripple current at the rate of halving the lifetime with every 5°C rise. When long life performance is required in actual use, the rms ripple current has to be reduced.

◆STANDARD RATINGS

WV (V <sub>dc</sub> )	Cap (μF)	Case size φD×L(mm)	tan δ	Rated ripple current(mArms/105°C)		Part No.
				120Hz	100kHz	
160	10	8 × 11.5	0.24	55	137	EKXE161E□□100MHB5D
	15	8 × 15	0.24	75	187	EKXE161E□□150MH15D
	15	10 × 12.5	0.24	80	200	EKXE161E□□150MJC5S
	22	10 × 12.5	0.24	95	237	EKXE161E□□220MJC5S
	27	10 × 16	0.24	105	262	EKXE161E□□270MJ16S
	33	10 × 16	0.24	130	325	EKXE161E□□330MJ16S
200	10	8 × 11.5	0.24	55	137	EKXE201E□□100MHB5D
	12	8 × 15	0.24	70	175	EKXE201E□□120MH15D
	12	10 × 12.5	0.24	70	175	EKXE201E□□120MJC5S
	15	10 × 16	0.24	90	225	EKXE201E□□150MJ16S
	18	10 × 12.5	0.24	85	212	EKXE201E□□180MJC5S
	27	10 × 16	0.24	120	300	EKXE201E□□270MJ16S
250	6.8	8 × 11.5	0.24	45	112	EKXE251E□□6R8MHB5D
	10	8 × 15	0.24	60	150	EKXE251E□□100MH15D
400	1.0	8 × 11.5	0.24	25	62	EKXE401E□□1R0MHB5D
	2.2	8 × 11.5	0.24	40	100	EKXE401E□□2R2MHB5D
	2.7	8 × 11.5	0.24	45	112	EKXE401E□□2R7MHB5D
	3.3	8 × 11.5	0.24	50	125	EKXE401E□□3R3MHB5D
	3.3	10 × 12.5	0.24	60	150	EKXE401E□□3R3MJC5S
	3.9	8 × 15	0.24	65	162	EKXE401E□□3R9MH15D
	4.7	10 × 16	0.24	90	225	EKXE401E□□4R7MJ16S
	5.6	10 × 16	0.24	100	250	EKXE401E□□5R6MJ16S
	6.8	10 × 12.5	0.24	85	212	EKXE401E□□6R8MJC5S
	6.8	10 × 16	0.24	115	287	EKXE401E□□6R8MJ16S

□□ : Enter the appropriate lead forming or taping code.