

Applications

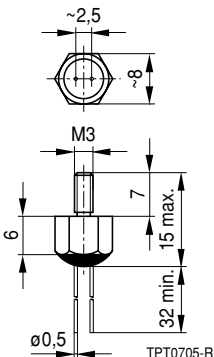
- Limit temperature sensor

Features

- Insulated screw-type metal case
- Thread M3
- Tinned leads
- Marked with nominal threshold temperature and type designation
- Characteristics for nominal threshold temperatures of 90 to 160 °C conform with DIN 44081
- Fast response due to small dimensions

Delivery mode

- Bulk

Dimensional drawing


Dimensions (mm)

General technical data

Max. operating voltage	$(T_A = 0 \dots 40 \text{ }^\circ\text{C})$	V_{\max}	30	VDC
Max. measuring voltage	$(T_A - 25 \text{ K} \dots T_{\text{NTT}} + 23 \text{ K})$	$V_{\text{meas,max}}$	7,5	VDC
Rated resistance	$(V_{\text{PTC}} \leq 2,5 \text{ V})$	R_{N}	≤ 100	Ω
Insulation test voltage		V_{ins}	1,5	kV AC
Thermal threshold time		t_a	< 20	s
Operating temperature range	$(V \leq V_{\text{meas,max}})$	T_{op}	$-40/T_{\text{NTT}} + 23$	$^\circ\text{C}$
	$(V = V_{\max})$	T_{op}	0/+ 40	$^\circ\text{C}$

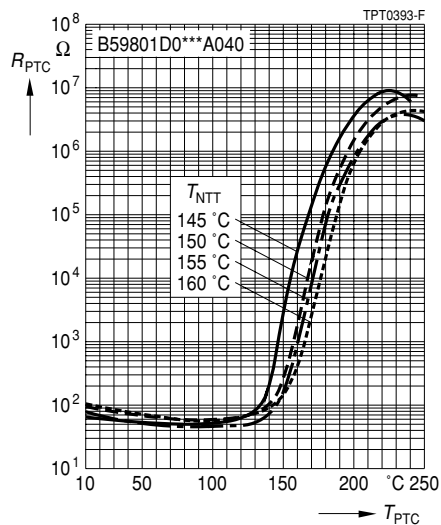
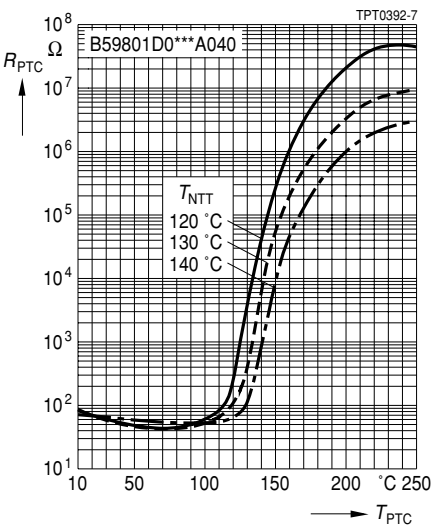
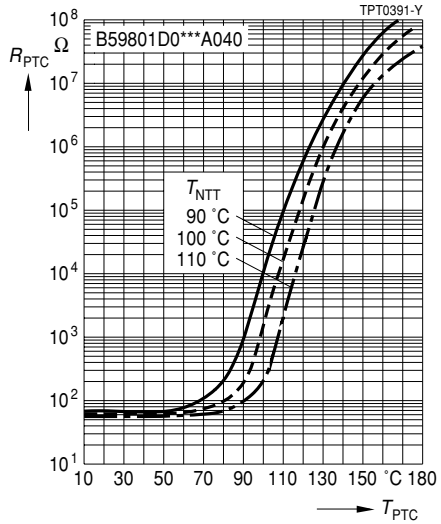
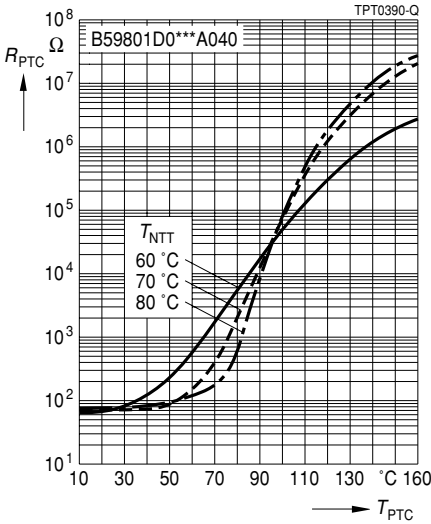
Electrical specifications and ordering codes

$T_{NTT} \pm \Delta T$ °C	$R^1)$ ($T_{NTT} - \Delta T$) Ω	$R^1)$ ($T_{NTT} + \Delta T$) Ω	$R^2)$ ($T_{NTT} + 15 \text{ K}$) Ω	$R^1)$ ($T_{NTT} + 23 \text{ K}$) Ω	Ordering code
60 ± 5	≤ 570	≥ 570	—	≥ 10 k	B59801D0060A040
70 ± 5	≤ 570	≥ 570	—	≥ 10 k	B59801D0070A040
80 ± 5	≤ 570	≥ 570	—	≥ 10 k	B59801D0080A040
90 ± 5	≤ 550	≥ 1330	≥ 4 k	—	B59801D0090A040
100 ± 5	≤ 550	≥ 1330	≥ 4 k	—	B59801D0100A040
110 ± 5	≤ 550	≥ 1330	≥ 4 k	—	B59801D0110A040
120 ± 5	≤ 550	≥ 1330	≥ 4 k	—	B59801D0120A040
130 ± 5	≤ 550	≥ 1330	≥ 4 k	—	B59801D0130A040
140 ± 5	≤ 550	≥ 1330	≥ 4 k	—	B59801D0140A040
145 ± 5	≤ 550	≥ 1330	≥ 4 k	—	B59801D0145A040
150 ± 5	≤ 550	≥ 1330	≥ 4 k	—	B59801D0150A040
155 ± 5	≤ 550	≥ 1330	≥ 4 k	—	B59801D0155A040
160 ± 5	≤ 550	≥ 1330	≥ 4 k	—	B59801D0160A040

1) $V_{PTC} \leq 2,5 \text{ V}$ 2) $V_{PTC} \leq 7,5 \text{ V}$

Characteristics (typical)

PTC resistance R_{PTC} versus PTC temperature T_{PTC}
(measured at low signal voltage)



Herausgegeben von EPCOS AG

Unternehmenskommunikation, Postfach 80 17 09, 81617 München, DEUTSCHLAND

☎ ++49 89 636 09, FAX (0 89) 636-2 26 89

© EPCOS AG 2002. Vervielfältigung, Veröffentlichung, Verbreitung und Verwertung dieser Broschüre und ihres Inhalts ohne ausdrückliche Genehmigung der EPCOS AG nicht gestattet.

Bestellungen unterliegen den vom ZVEI empfohlenen Allgemeinen Lieferbedingungen für Erzeugnisse und Leistungen der Elektroindustrie, soweit nichts anderes vereinbart wird.

Diese Broschüre ersetzt die vorige Ausgabe.

Fragen über Technik, Preise und Liefermöglichkeiten richten Sie bitte an den Ihnen nächstgelegenen Vertrieb der EPCOS AG oder an unsere Vertriebsgesellschaften im Ausland. Bauelemente können aufgrund technischer Erfordernisse Gefahrstoffe enthalten. Auskünfte darüber bitten wir unter Angabe des betreffenden Typs ebenfalls über die zuständige Vertriebsgesellschaft einzuholen.

Published by EPCOS AG

Corporate Communications, P.O. Box 80 17 09, 81617 Munich, GERMANY

☎ ++49 89 636 09, FAX (0 89) 636-2 26 89

© EPCOS AG 2002. Reproduction, publication and dissemination of this brochure and the information contained therein without EPCOS' prior express consent is prohibited.

Purchase orders are subject to the General Conditions for the Supply of Products and Services of the Electrical and Electronics Industry recommended by the ZVEI (German Electrical and Electronic Manufacturers' Association), unless otherwise agreed.

This brochure replaces the previous edition.

For questions on technology, prices and delivery please contact the Sales Offices of EPCOS AG or the international Representatives.

Due to technical requirements components may contain dangerous substances. For information on the type in question please also contact one of our Sales Offices.