



**HOSONIC ELECTRONIC CO., LTD.**



**SMD CRYSTAL UNIT SPECIFICATIONS**

<b>Customer</b>	
<b>Customer P/N</b>	
<b>Product</b>	2520 Seam Sealing Crystal
<b>Nominal Frequency</b>	16.000000MHz
<b>HOSONIC P/N</b>	E2SB16E000003E
<b>Version</b>	10C0
<b>Issue Date</b>	2014/12/17

<b>HOSONIC</b>		
<b>Drawn</b>	<b>Checked</b>	<b>Approved</b>
<b>LUCY</b>	<b>ZOE</b>	<b>JOHN</b>

**Approved By Customer :** \_\_\_\_\_



**HOSONIC ELECTRONIC CO., LTD.**



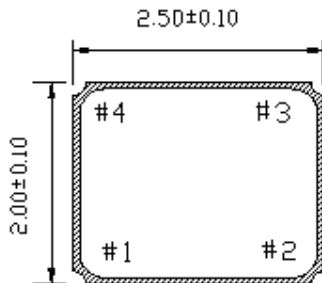
Revised Record				
Rev.	Rev. Date	Item	Content	Remark
1.0	2014-12-17		Initial released	

• **ELECTRICAL PARAMETERS**

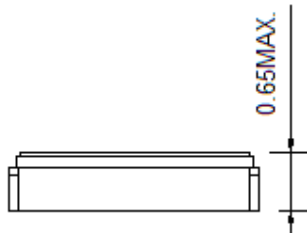
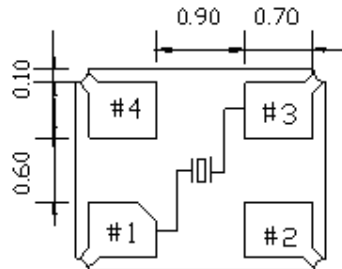
No.	Item	Symb.	Electrical Specification				Remark
			Min.	Typ.	Max.	Units	
1	Nominal Frequency	F0	16.000000			MHz	
2	Mode of Vibration		Fundamental				
3	Frequency Tolerance	$\Delta F/F0$	-10	-	10	ppm	At 25°C±3°C
4	Operating Temperature Range	T <sub>OPR</sub>	-20	-	70	°C	
5	Frequency Stability	TC	-10	-	10	ppm	Ref. to 25°C
6	Storage Temperature	T <sub>STG</sub>	-55	-	125	°C	
7	Load capacitance	CL	-	9	-	pF	
8	Equivalent Series Resistance	ESR	-	-	100	Ω	
9	Drive Level	DL	-	50	100	μW	
10	Insulation Resistance	IR	500	-	-	MΩ	At 100V <sub>DC</sub>
11	Shunt Capacitance	C0	-	-	3	pF	
12	Aging Per Year	Fa	-2	-	2	ppm	First Year
13	Package type	HCX-2SB					

**NOTE:** Storage Temperature is only for the product itself, the temperature for the packing material is -4~40°C.

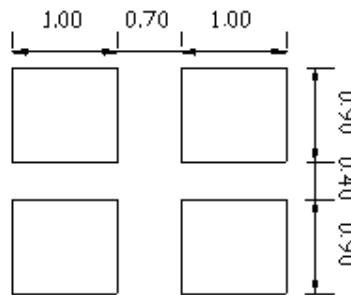
• **OUTLINE DIMENSIONS (UNIT: mm)**



**Top View**

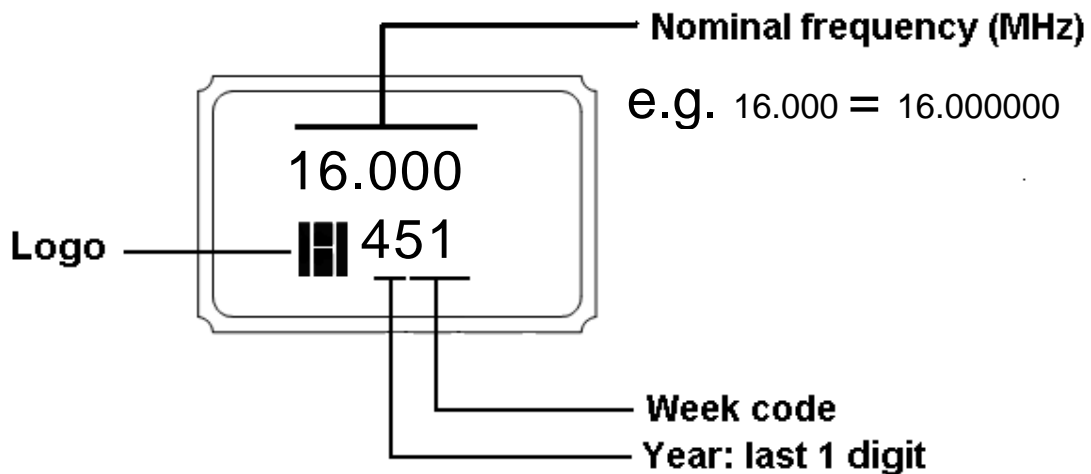


**Recommended Solder Pattern**

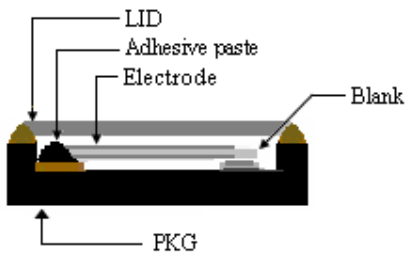



Pin	Connection
#1,#3	X'tal
#2,#4	GND

• **MARKING**



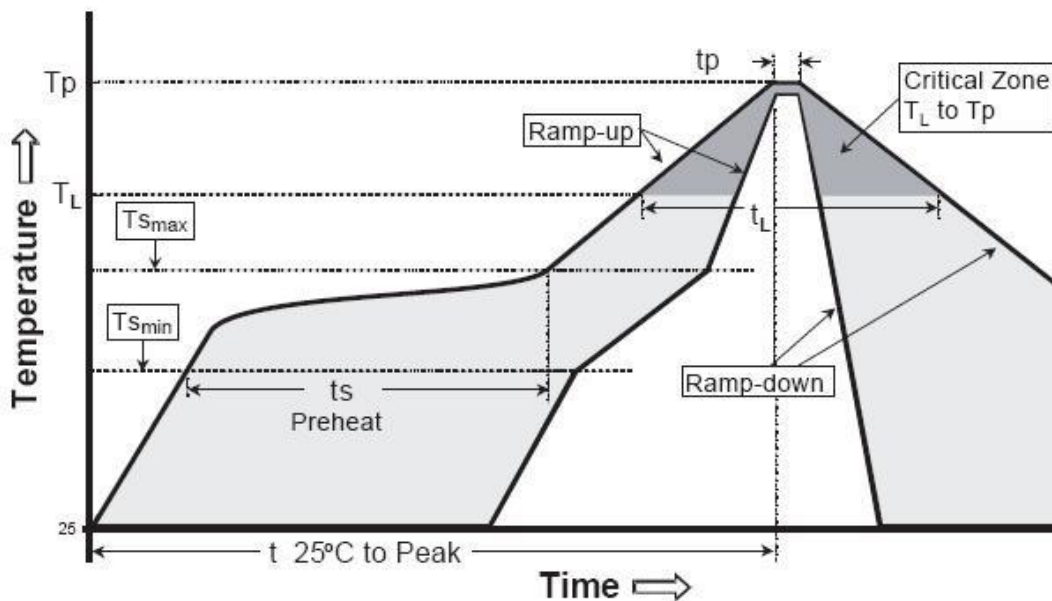
• **PRODUCT LAYOUT**



NO.	PART	MATERIAL	REMARK
1	LID	KOVAR(Fe+Co+Ni alloy)	
2	PKG	Al <sub>2</sub> O <sub>3</sub>	Base
3	Blank	SiO <sub>2</sub>	Quartz
4	Adhesive paste	Ag/Silicon	Support
5	Electrode	Noble metal	

• REFLOW PROFILES

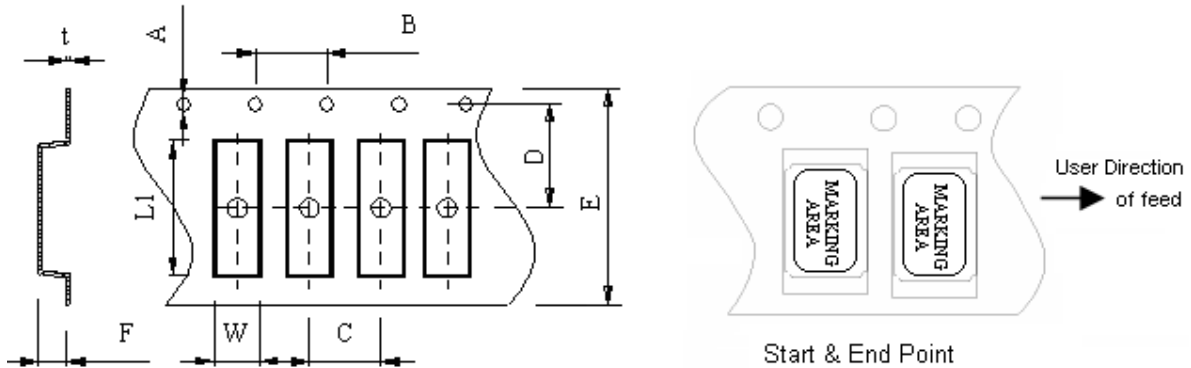
Profiles Feature	Pb-Free Assembly
Average Ramp-up Rate (Ts max to Tp)	3°C/second max.
Preheat <ul style="list-style-type: none"> <li>■ Temperature Min (Ts min) 125°C</li> <li>■ Temperature Max (Ts max) 200°C</li> <li>■ Time (ts min to ts max) 60~180 seconds</li> </ul>	
Time maintained above <ul style="list-style-type: none"> <li>■ Temperature (TL) 217°C</li> <li>■ Time (tL) 60~150 seconds</li> </ul>	
Peak/Classification Temperature (Tp)	260°C
Time within 5°C of actual Peak Temperature (tp)	20~40 seconds
Ramp-down rate	6°C/second max.
Time 25°C to Peak Temperature	8 minutes max.
<b>Suggest reflow times</b>	<b>3 Times max</b>



**Remark: To reference JEDEC J-STD-020C**

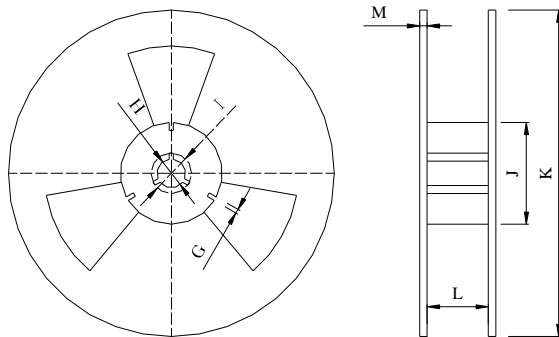
• **PACKAGE**

*Tape Dimensions(unit : mm)*



A	B	C	D	E	F	L1	W	t
1.50	4.0	4.0	3.5	8.0	1.0	2.75	2.25	0.2

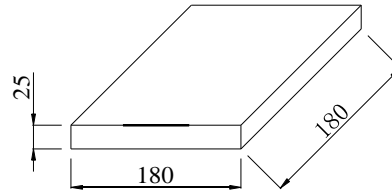
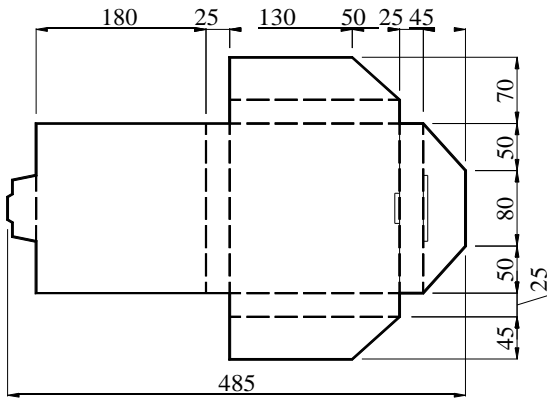
*Reel Dimensions(unit: mm)*



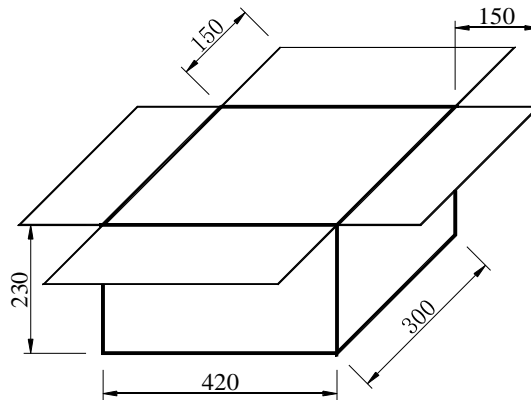
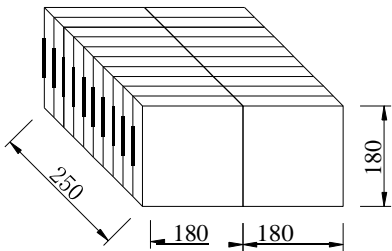
G	H	I	J	K	L	M
2.5	13.5	21.6	60.0	178	9.5	1.6

\*3000pcs/Reel

Carton Dimension (unit : mm)



1 reel = 1 Inner box



20 Inner boxes = 1 Carton

60kpcs = 1 Carton



• **RELIABILITY SPECIFICATIONS**

No.	Test Item	Test Conditions	Reference
1	High Temperature Storage	Temperature: $125^{\circ}\text{C} \pm 5^{\circ}\text{C}$ Time: $1000 \pm 12$ Hours	MIL-STD-883E-1016
2	Temperature Cycle	Temperature 1: $-55^{\circ}\text{C} \pm 5^{\circ}\text{C}$ Temperature 2: $125^{\circ}\text{C} \pm 5^{\circ}\text{C}$ Temperature change between T1 and T2 at soonest Run 1000 cycles, maintain T1 and T2 5minutes each in one cycle	JESD22 Method JA-104
3	Solder Heat Resistance	Pre-heat: $125^{\circ}\text{C}$ 60~120 Seconds Solder Temperature: $260^{\circ}\text{C} \pm 5^{\circ}\text{C}$ Time: 30 Seconds	MIL-STD-202F 210 E
4	Drop Test	3 Times Free Fall from 75cm height table to 3cm thickness hard wood board	MIL-STD-202F-203B
5	High Temperature, High Humidity Storage	Temperature: $85^{\circ}\text{C} \pm 5^{\circ}\text{C}$ Relative Humidity: 80%--85% Time: 250Hours $\pm$ 24Hours	MIL-STD-202F-103B
6	Steam Aging	Temperature: $97^{\circ}\text{C} \pm 5^{\circ}\text{C}$ Time: 24 Hours $260^{\circ}\text{C}$ solder pot to check solderability	MIL-STD-883 C-1008.2B
7	Solderability	Dip in flux 5~10 seconds Temperature: $245^{\circ}\text{C} \pm 5^{\circ}\text{C}$ Time: 10 Seconds	MIL-STD-202F-208H
8	Aging	Temperature: $85^{\circ}\text{C} \pm 5^{\circ}\text{C}$ Time: $250 \pm 12$ Hours	MIL-STD-202 F-108A
9	Thermal Shock	Temperature 1: $-55^{\circ}\text{C} \pm 5^{\circ}\text{C}$ Temperature 2: $125^{\circ}\text{C} \pm 5^{\circ}\text{C}$ Temperature change between T1 and T2: 5 seconds 100 cycles, maintain T1 and T2 for 30 minutes each in one cycle	MIL-STD-883E-1011.9B
10	Vibration	Frequency Range: 10Hz~2000Hz Amplitude: 1.5mm or 20G 4Hours in each direction, total 12Hours	MIL-STD-202F-204D