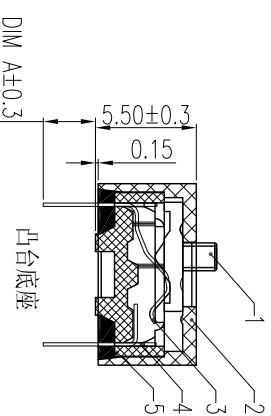
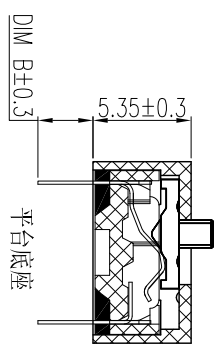
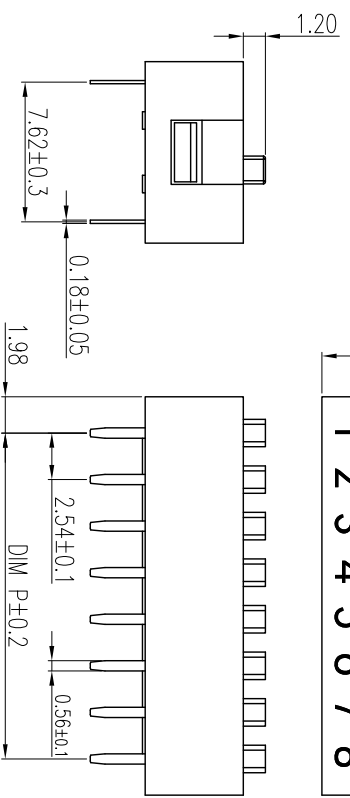
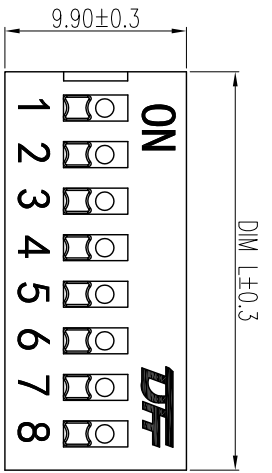
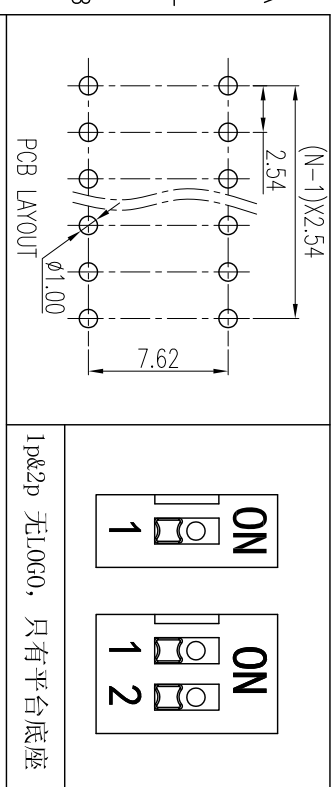


REV	ECN	CONTENT	CHECK	DATE
V0.0		初版发行	YZG	2016.09.15
V1.0		整理图纸	LJ	2019.09.21
V2.0		整理图纸	WL	2020.06.03

DIM A/B	长针	短针
凸台底座	3.65	2.85
平台底座	3.80	3.00



- 技术要求:
- 额定电流: 25mA, 24VDC (开与关切换时) 100mA, 50VDC (开与关不切换时)
 - 接触阻抗: $\leq 50m\Omega$ (初始), $\leq 100m\Omega$ (寿命测试后)
 - 绝缘电阻: $\geq 100M\Omega / 500 VDC$
 - 耐电压: 500VAC/1minute
 - 拨动力: 1000g max
 - 拨动行程: 2.0mm
 - 机械寿命: ≥ 2000 cycles
 - 使用温度: $-40^{\circ}C \sim +85^{\circ}C$
 - 存储温度: $-40^{\circ}C \sim +85^{\circ}C$
 - 符合RoHS要求

焊接说明:
 手工焊接: 30W电烙铁, 320 \pm 5 $^{\circ}C$, 3S max
 波峰焊接: 250 \pm 10 $^{\circ}C$, 5S max
 焊接前保持开关在“OFF”状态

订购方式
 KF1001-XXP-XX X X-XXX-XXX

产品型号 P数 触点: R0:红绝 G:凸台底座 F:平台底座 L:长脚 S:短脚

SCHEMATIC (1,2,3,4,...,11,12POS AVAIL)

POLES	DIM P	DIM L
1	/	3.96
2	2.54	6.50
3	5.08	9.04
4	7.62	11.58
5	10.16	14.12
6	12.70	16.66
7	15.24	19.20
8	17.78	21.74
9	20.32	24.28
10	22.86	26.82
11	25.40	29.36
12	27.94	31.90

序号	零件名称	零件编码	数量	材质	备注
1	底座	/	1	工程塑料	UI94V-0
2	PIN2	/	1	铜合金	镀金
3	PIN1	/	1	铜合金	镀金
4	外壳	/	1	工程塑料	UI94V-0
5	拨柄	/	1	工程塑料	UI94V-0

General tolerance in mm

over	over	over	over	over	over	over	over	over	over	over	over	over	over	over
0	3	6	30	120	400	400	1000	1000	1000	1000	1000	1000	1000	1000
± 0.15	± 0.2	± 0.25	± 0.3	± 0.5	± 0.8	± 0.8	± 0.8	± 0.8	± 0.8	± 0.8	± 0.8	± 0.8	± 0.8	± 0.8

radii and chamfers

over	over	over	over	over	over	over	over	over	over	over	over	over	over	over
0	3	6	30	120	400	400	1000	1000	1000	1000	1000	1000	1000	1000
± 0.15	± 0.2	± 0.25	± 0.3	± 0.5	± 0.8	± 0.8	± 0.8	± 0.8	± 0.8	± 0.8	± 0.8	± 0.8	± 0.8	± 0.8

shorter angle side

over	over	over	over	over	over	over	over	over	over	over	over	over	over	over
0	3	6	30	120	400	400	1000	1000	1000	1000	1000	1000	1000	1000
± 0.15	± 0.2	± 0.25	± 0.3	± 0.5	± 0.8	± 0.8	± 0.8	± 0.8	± 0.8	± 0.8	± 0.8	± 0.8	± 0.8	± 0.8

APP. DATE: 2020.6.3
 CHK. DATE: 2020.6.3
 DWG. DATE: 2020.6.3

NAME: KF1001-XXP-XXXX-DFP-XXX
 DWGNO.: W20000011

SHEET 1/1 PROJECTION-METHOD

凯峰电子
 KAIFENG ELECTRONICS CO., LTD