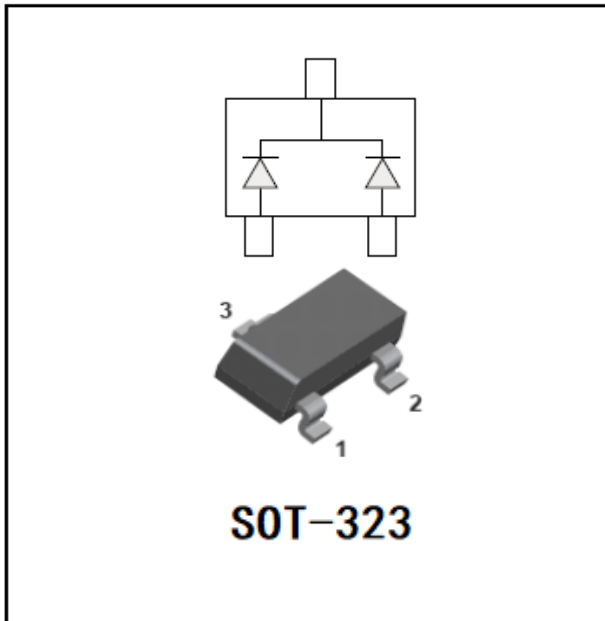


Dual Switching Diode



Features

- Epoxy meets UL-94 V-0 flammability rating
- Moisture Sensitivity Level 1
- Fast switching speed
- High Conductance
- Surface mount package ideally Suited for Automatic Insertion

Mechanical Data

- **Package:** SOT-323
- **Terminals:** Tin plated leads, solderable per J-STD-002 and JESD22-B102
- **Polarity:** Cathode line denotes the cathode end
- **Marking:** KJA

■ Maximum Ratings (Ta=25°C Unless otherwise specified)

Item	Symbol	Unit	Value
Peak Reverse Voltage	V_{RRM}	V	100
Reverse Voltage	V_R	V	75
Peak Forward Current	I_{FAV}	mA	150
Thermal Resistance from Junction to Ambient	$R\theta_{JA}$	°C/W	625
Operation Junction Temperature	TJ	°C	-55 to +150
Storage Temperature	TSTG	°C	-55 to +150



BAV70WT

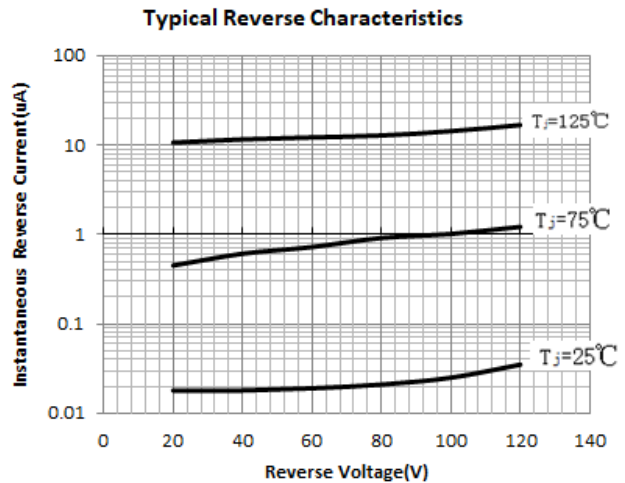
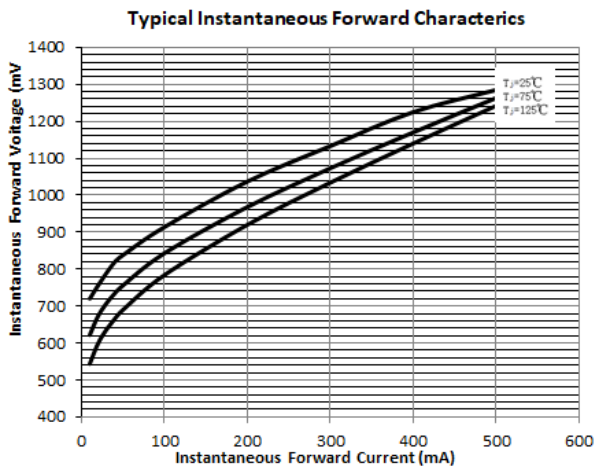
■ Electrical Characteristics (Ta=25°C unless otherwise specified)

Item	Symbol	Unit	Conditions	Value
Reverse Voltage	V_R	V	$I_R=100\mu A$	75
Maximum Instantaneous Forward Voltage	V_F	V	$I_F=1mA$	0.715
			$I_F=10mA$	0.855
			$I_F=50mA$	1.0
			$I_F=150mA$	1.25
Maximum DC Reverse Current	I_R	μA	$V_R=75V$	2.5
Typical Junction Capacitance	C_J	μF	$f=1.0MHz, V_R=0V$	2
Reverse Recovery Time	T_{rr}	ns	$I_F=I_R=10mA$ $I_{rr}=0.1*I_R, R_L=100\Omega$	4

■ Ordering Information (Example)

Prefered P/N	Packing Code	Unit Weight(G)	Minimum Package(Pcs)	Inner Box Quantity(Pcs)	Outer Carton Quantity(Pcs)	Delivery Mode
BAV70WT	F2	Approximate 0.008	3000	30000	120000	7" reel

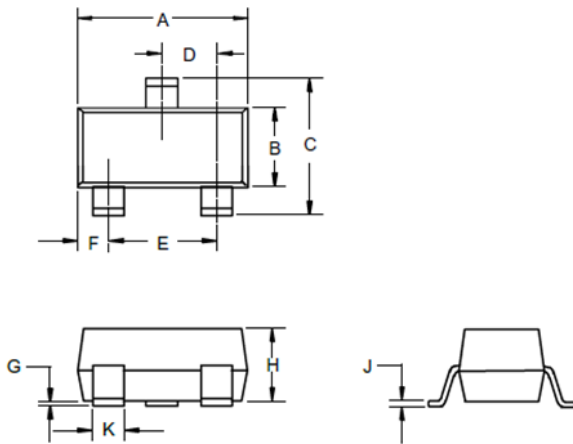
■ Characteristics (Typical)





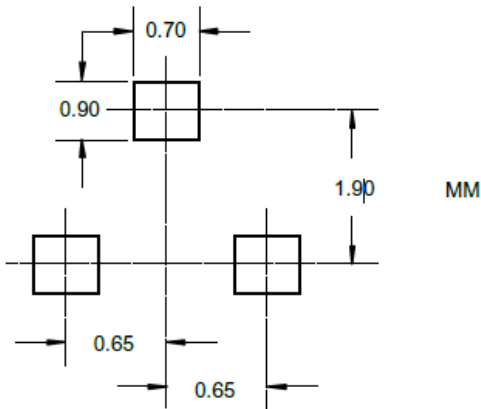
BAV70WT

■ SOT-323 Package Outline Dimensions



DIMENSIONS					
DIM	INCHES		MM		NOTE
	MIN	MAX	MIN	MAX	
A	.071	.087	1.80	2.20	
B	.045	.053	1.15	1.35	
C	.083	.096	2.10	2.45	
D	.026 Nominal		0.65Nominal		
E	.047	.055	1.20	1.40	
F	.012	.016	.30	.40	
G	.000	.004	.000	.100	
H	.035	.039	.90	1.00	
J	.004	.010	.100	.250	
K	.006	.016	.15	.40	

■ SOT-323 Suggested Pad Layout



Disclaimer

The information presented in this document is for reference only. Yangzhou Yangjie Electronic Technology Co., Ltd. reserves the right to make changes without notice for the specification of the products displayed herein to improve reliability, function or design or otherwise.

The product listed herein is designed to be used with ordinary electronic equipment or devices, and not designed to be used with equipment or devices which require high level of reliability and the malfunction of which would directly endanger human life (such as medical instruments, transportation equipment, aerospace machinery, nuclear-reactor controllers, fuel controllers and other safety devices), Yangjie or anyone on its behalf, assumes no responsibility or liability for any damages resulting from such improper use of sale.

This publication supersedes & replaces all information previously supplied. For additional information, please visit our website <http://www.21yangjie.com>, or consult your nearest Yangjie's sales office for further assistance.