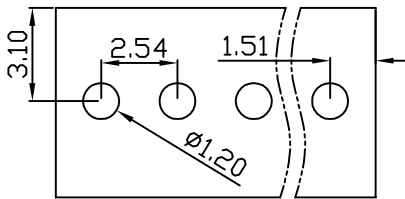
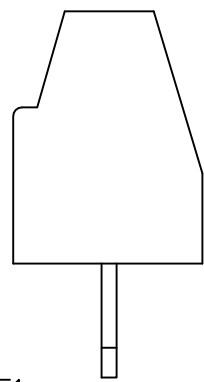
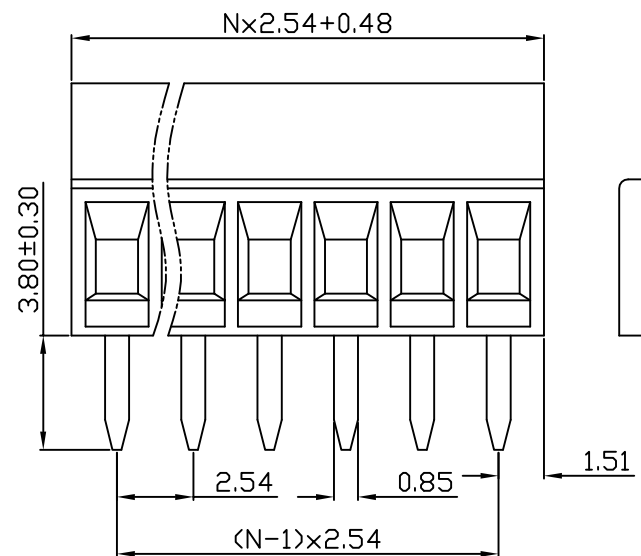
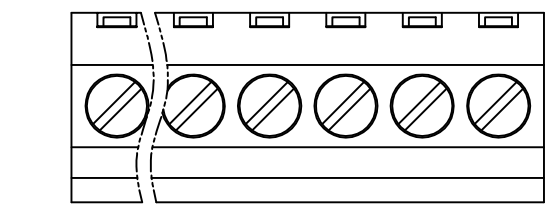
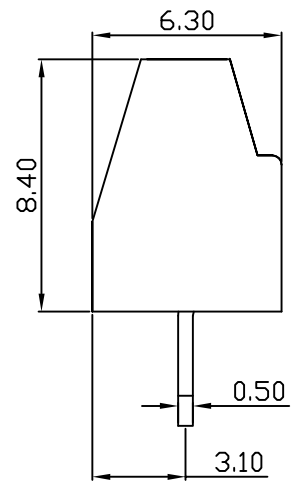


linear dimension(Tolerances Standard GB/T 14486-2008)								—	$\nabla$	$\perp$
variable range	to	over 6 to 10	over 10 to 30	over 30 to 60	over 60 to 100	over 100 to 160	over 160 to	to	over 10 to 100	over 100 to
	6	10	30	60	100	160		10	100	
tolerance	±0.20	±0.30	±0.50	±0.70	±1.00	±1.30	±1.60	0.10	0.30	0.60



PCB Layout



DB125 — 2.54 — XXP — C — S/P  
 (Series No.) (Pitch) (Poles) Slotted/Phillips  
 (Color) : 1.(Green) 2.(Black) 3.(Blue) 4.(Clear) 5.(Gray)  
 6.(Orange) 7.(Red) 8.(White) 9.(Yellow)

UL/CUL 技术参数		UL/CUL Technical Data		
等级	Use Group	B	C	D
额定电压	Rated Voltage [V]	150	-	-
额定电流	Rated Current [A]	7	-	-
接线范围	Wire Range	26-18		
单/多芯线	Solid/Stranded [AWG]			
耐电压	Withstanding Voltage	1300V/1Min		
IEC 技术参数		IEC Technical Data		
过电压类别	Overtoltage Category	III	III	II
污染等级	Contamination Class	3	2	2
额定电压	Rated Voltage [V]	63	130	320
额定电流	Rated Current [A]	8	8	8
额定冲击电压	Impulse withstand voltagea [KV]	1.5	1.5	1.5
导线截面积	Conductor cross section	1.0		
硬质/柔性导线	Solid/ flexible [mm <sup>2</sup> ]			
材料		Material		
绝缘材料	Insulation Material	PA66		
阻燃等级	Imflamability	UL94V-0		
导体材料	Contacto Material	铜合金 Copper alloy		
导体表面镀层	Contactive Coating	镀锡 Sn Plated		
一般参数		Other Data		
间距	Pitch [mm]	2.54		
极数	Poles [P]	02-24		
剥线长度	Stripping Length [mm]	4-5		
螺丝	Screw/扭矩 Torque(Max) [N.m]	M1.6/0.1		
工作温度	Operating temperatur [°C]	-40~+105		
引针尺寸	Pin Dimensions [mm]	0.50x0.85		
PCB板孔径	PCB Hole Diameter [mm]	1.20		

**DORABO**

宁波地博电气有限公司  
Ningbo Dorabo Electric CO., Ltd

NAME:	DB125-2.54-XXP-C-S			
SIZE: A4	mm (inch)	REV	TO-1	
TYPE: CUSTOMER_DRAWING	SCALE: 1:1	SHEET	1/1	

APPD: JTING Chen 2022.4.6  
 CHKD: Duck Mao 2022.4.6  
 DRFT: Steven Lu 2022.4.6