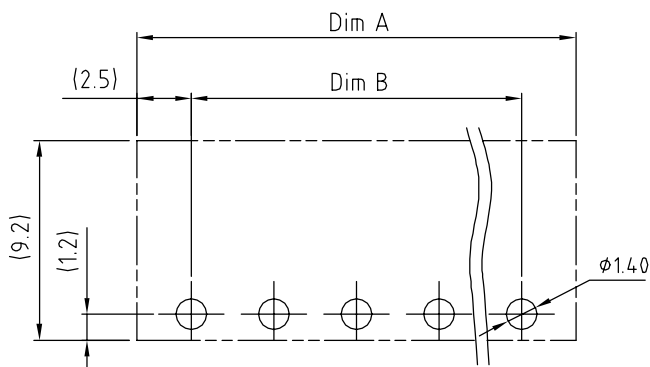
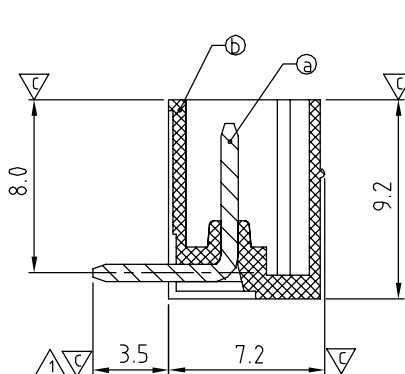
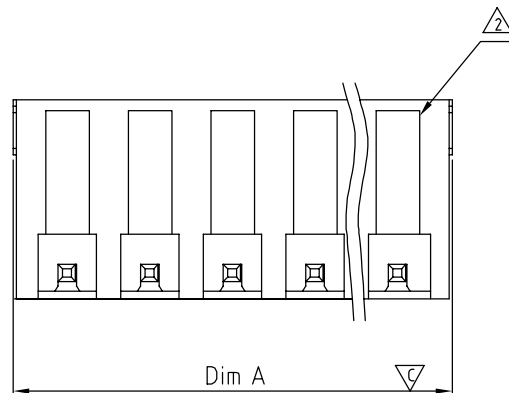


DIMENSION

A	$(N-1) \times 3.81 + 5.0$
B	$(N-1) \times 3.81$

N= number of poles

Poles	Tolerance
2P-6P	±0.15
7P-12P	±0.20
13P-18P	±0.25
19P-24P	±0.30



RECOMMENDED PCB LAYOUT

SIGN	DATE	DESCRIPTION	APPROVER
△	10/20'05	Dim changed from 3.8 to 3.5	Marvin
△	04/20'06	Added feature	Marvin
△	8/16'06	Added VDE standard	Steady
△	1/12'07	Soldering temperature changed from 245° to 250°	Tony
△	5/27'08	Operating temperature is changed	Marvin
△	2009.08.18	The material is changed	Jacke
△	2010.07.07	Remove the CSA mark	Chen Bo
△	2010.12.21	Dim changed from 2.6 to 2.5	Runner
△	2012.05.22	Voltage rating is changed	Chen Bo

THIS IS CAD DRAWING, DO NOT REVISE MANUALLY!!!

Material:

- Item ③ Male contact pin: Copper C1100 Tin plated
- Item ④ Terminalhousing): Thermoplastic (UL94V-0)

- △ Electrical: cULus /VDE
- Voltage rating: 300V/300V
- Current rating: 10A/10.5A
- Withstanding Voltage: 1.6 KV/2.5KV
- Operating temperature: -40°C to +115°C
- Soldering temperature: 250°C±10°C/5 Sec
- Safety Approval:
- Critical dimension:

OQ xx 3 2 x 1 xxxx G

No. OF POLES
02: 2 POLES
:
24: 24 POLES

COLOR
0 Black (RAL9005)
2 Red (RAL3001/D)
3 Orange(RAL2011/P)
4 Yellow(RAL1018/A)
5 Green(RAL6018/T)
6 Blue (RAL5015/A)
8 Grey(RAL7035/D)
9 White(RAL1102)
C Green(RAL6018/U)

G RoHS compliant (lead<4%) In copper Alloy
0000: "@ " Logo (Standard)
000A: "ANYTEK" Mark
Any special item by customer request. please contact sales department.

ANYTEK

CUSTOMER COPY

ALL RIGHTS RESERVED. REPRODUCTION OR ISSUE TO THIRD PARTIES IN ANY FORM WHATSOEVER IS NOT PERMITTED WITHOUT WRITTEN AUTHORITY FROM THE PROPRIETOR. PROPERTY OF ANYTEK TECHNOLOGY CO., LTD

TITLE		OQ 3.81mm Series 90° (2P-24P) Triangle Key Lock			
PART NO.	OQxx32x1xxxxX	DWG NO.	80Q.0602		
APPROVED	CHECKED	DESIGNED	DRAWN	CUST NO.	Tolerance
		Chen Bo 05/23'12	Chen Bo 05/23'12		X. ±0.50 X.X ±0.30 X.XX ±0.10 X° ±1°
				SHEET: 01/01	UNIT: mm SCALE: NONE REV.: L