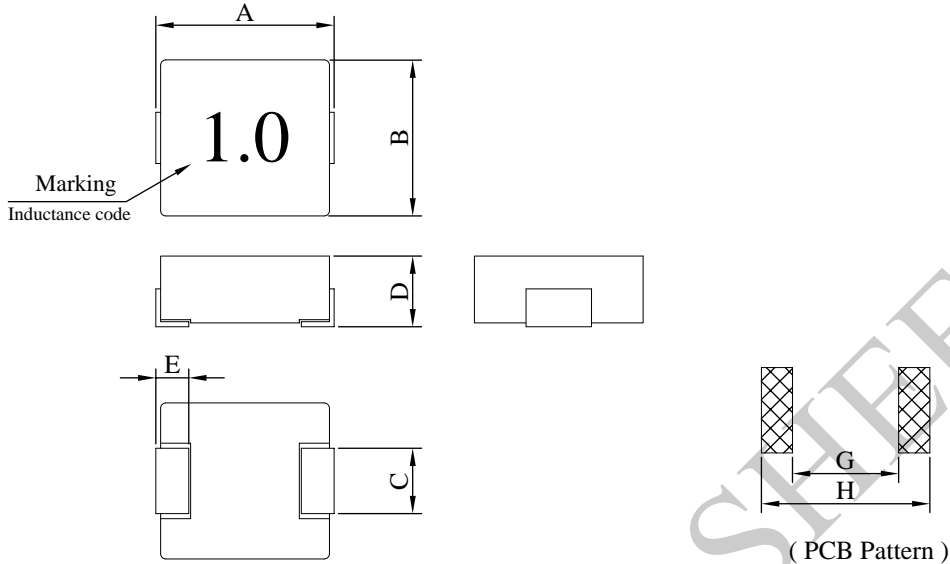


# SPECIFICATION FOR APPROVAL

REF :

PROD. NAME	Shielded Smd Power Inductor	ABC'S DWG NO.		GSSM0320□□□□2□U	
		REV.	20200806	PAGE	1

## I . Configuration and dimensions :



Unit : mm

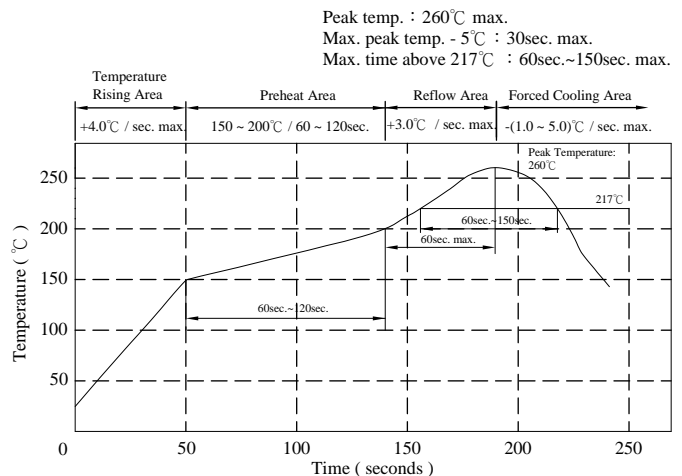
A	B	C	D	E	F	G	H
3.50 ±0.3	3.20 ±0.2	1.20 ±0.2	1.80 ±0.2	0.70 ±0.2	1.45 ref.	1.90 ref.	4.10 ref.

## II . Description :

- a . Powder molding construction
- b . Magnetically shielded
- c . Wire : Polyester wire or equivalent
- d . Products comply with RoHS' requirements
- e . Halogen free

## III . General specification :

- a . Storage temp. : -40°C ----+125°C
- b . Operating temp. : -40°C ----+125°C  
( Temp. rise included )
- c . Resistance to solder heat : 260°C .10 secs.



AR-001C

# SPECIFICATION FOR APPROVAL

REF :

PROD. NAME	Shielded Smd Power Inductor	ABC'S DWG NO.	GSSM0320□□□□2□U		
		REV.	20200806	PAGE	2

## IV . Electrical characteristics :

DWG No.	Inductance ( $\mu$ H)	Isat ( A ) typ.	Irms ( A ) typ.	RDC ( m $\Omega$ )	
				max.	typ.
GSSM0320R10Y2AU	0.10 $\pm$ 30%	14.0	10.5	9.0	6.6
GSSM0320R22Y2AU	0.22 $\pm$ 30%	11.2	9.0	14.0	11.0
GSSM0320R33M2AU	0.33 $\pm$ 20%	10.0	8.0	21.0	17.0
GSSM0320R47M2AU	0.47 $\pm$ 20%	9.0	7.0	23.0	19.7
GSSM0320R60M2AU	0.60 $\pm$ 20%	7.5	6.0	28.0	24.0
GSSM0320R68M2AU	0.68 $\pm$ 20%	7.0	5.5	29.0	25.5
GSSM0320R82M2AU	0.82 $\pm$ 20%	6.0	4.8	32.0	27.0
GSSM03201R0M2AU	1.00 $\pm$ 20%	5.0	4.0	38.0	32.0
GSSM03201R2M2AU	1.20 $\pm$ 20%	4.5	3.9	47.0	39.0
GSSM03201R5M2AU	1.50 $\pm$ 20%	4.0	3.8	50.0	42.0
GSSM03202R2M2AU	2.20 $\pm$ 20%	3.7	3.5	75.0	65.0
GSSM03203R3M2AU	3.30 $\pm$ 20%	3.5	3.0	145.0	125.0
GSSM03204R7M2AU	4.70 $\pm$ 20%	3.0	2.6	200.0	172.0
GSSM03205R6M2AU	5.60 $\pm$ 20%	2.6	2.2	238.0	238.0
GSSM03206R8M2AU	6.80 $\pm$ 20%	2.2	1.9	300.0	260.0
GSSM03208R2M2AU	8.20 $\pm$ 20%	1.9	1.6	390.0	340.0
GSSM0320100M2AU	10.00 $\pm$ 20%	1.6	1.4	422.0	366.0

- 1). Electrical specifications at 25°C
- 2). Measured frequency of inductance is 100 kHz / 1V
- 3). Isat base on  $\Delta L/L0A=30\%$  typ. (Approximately transient current)
- 4). Irms base on Temp. rise 40°C typ.

AR-001C

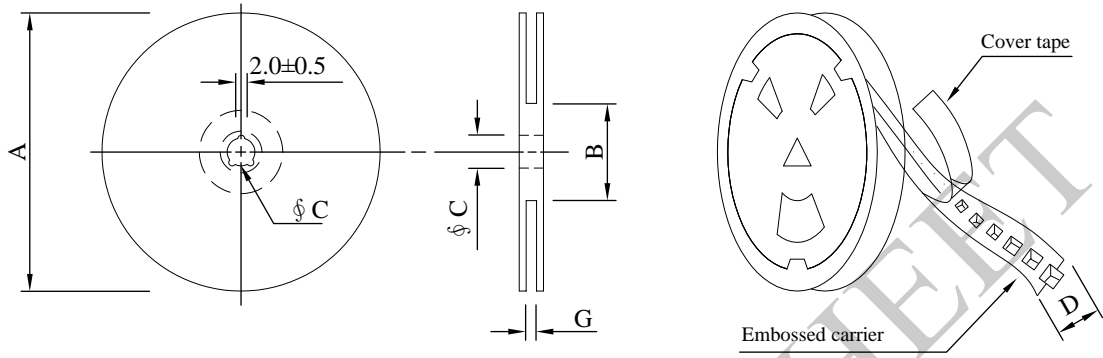
# SPECIFICATION FOR APPROVAL

REF :

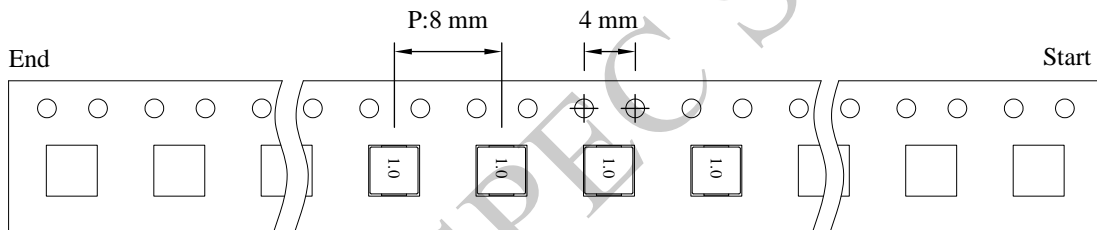
PROD. NAME	Shielded Smd Power Inductor	ABC'S DWG NO.	GSSM0320□□□□2□U		
		REV.	20200806	PAGE	3

V . Packaging information :

( 1 ) Configuration



※Carrier tape width : D



( 2 ) Dimensions

Unit:mm

Style	A	B	C	D	G
13 - 12	330	100 ±0.2	13 <sup>+0.5</sup> / <sub>-0.2</sub>	12	12.4 <sup>+2</sup> / <sub>-0</sub>

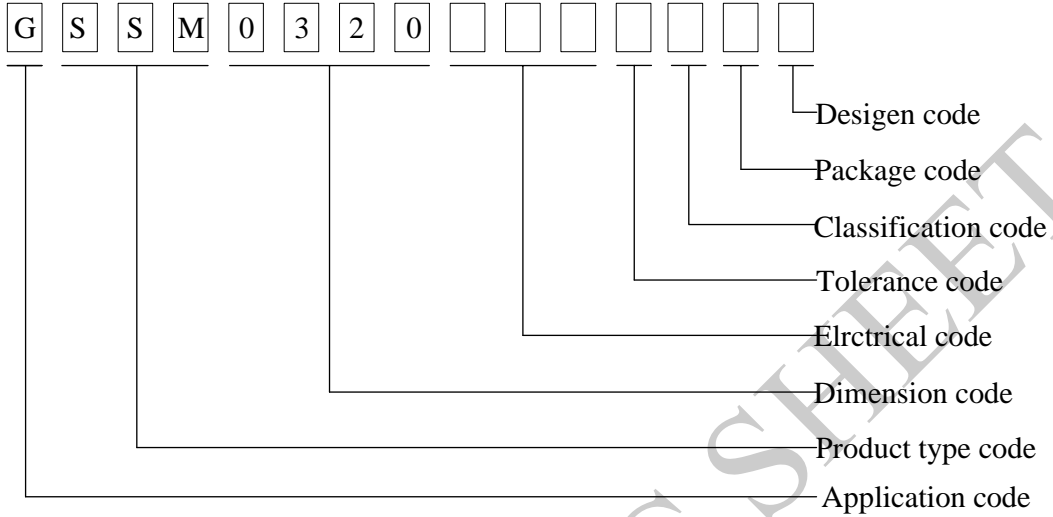
AR-001A

# SPECIFICATION FOR APPROVAL

REF :

PROD. NAME	Shielded Smd Power Inductor	ABC'S DWG NO.		GSSM0320□□□□2□U	
		REV.	20200806	PAGE	4

VI . Drawing number expression :



Package Information

Code	Inner package	Inner package Q'TY	Remark
A	T / R ( Reel package )	3,000 PCS	

AR-001C