

## FEATURES

- Provide ultra-fast response to surge voltage from slow-rising of 100V/s to rapid-rising surge of 1KV/μs.
- Small size design EIA 1812 3.2\*4.5\*2.7mm
- Stable breakdown voltage.
- High insulation resistance.
- Low capacitance and insertion loss.
- Reliable to protect electrostatic surge.



## APPLICATION

- Repeaters, Modems.
- Telephone interface, line cards.
- Data communication equipment.
- Line test equipment.
- 

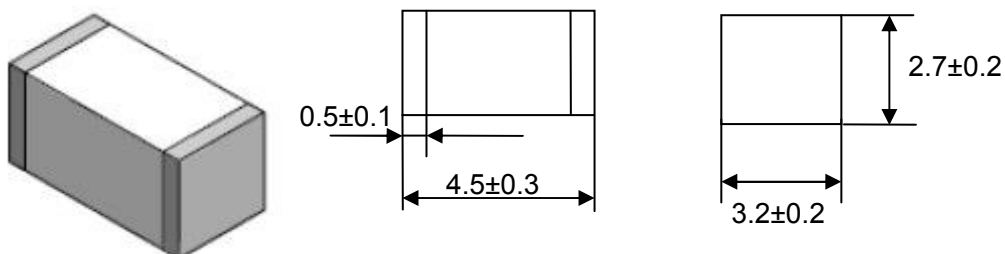
## ELECTRICAL CHARACTERISTIC

Part Number	DC Breakdown Voltage 100V/s(V)	Tolerance of Vs	Impulse spark-over voltage 1kV/μs(V)	Impulse Discharge Current 8/20μs(A)	Insulation Resistance		C
	V	%	V	A	GΩ	DC	pF
SGB075N	75	±30	≤700	2000	≥1	50	≤1

1. The parameters of all tested by ITU-T K12.
2. Total Impulse discharge current 2000A@ 8/20μs by IEC 61000-4-5,10 shots.
3. The capacitance are tested by 1MHz @DC=0.5V.

## PACKAGE DIMENSIONS

(unit: mm)



## PART NUMBER CODE

**S GB 075 N**

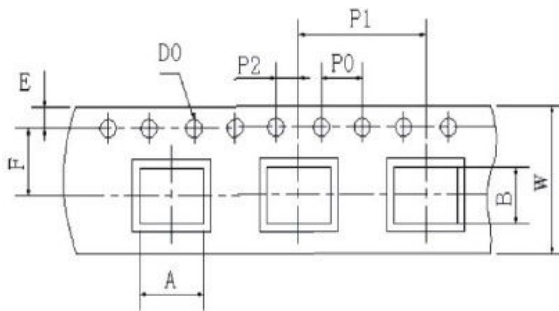
① ② ③ ④

- ① Brand Name;
- ② Gas discharge tube in 4.5\*3.2\*2.7(W\*H\*L) (mm);
- ③ DC breakdown Voltage:  $071:07 \times 10^1 = 70V$
- ④ Tolerance is DC breakdown voltage, L=±15%, M=±20%, N=±30%

## PACKAGING

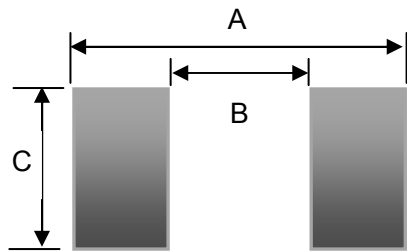
Part Number	Component Package	Quantity
SGB075N	1812	2500

## PACKAGE REEL INFORMATION



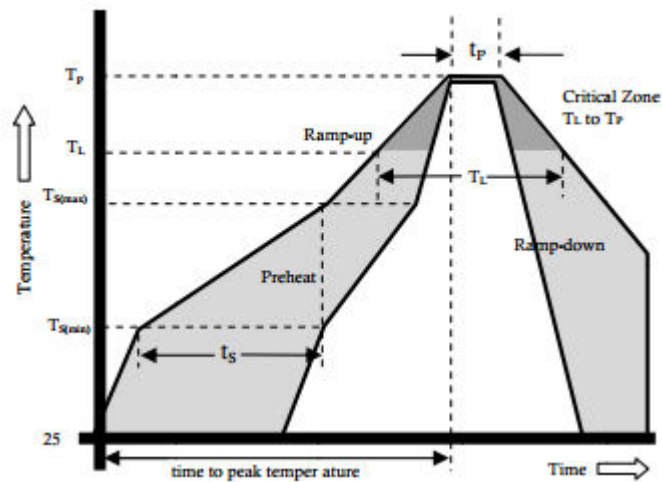
Item	Dim(mm)
A	3.7±0.20
B	4.7±0.20
D0	Ø1.5±0.1
E	1.75±0.10
F	5.5±0.10
P0	4.0±0.1
P1	8.0±0.10
P2	2.0±0.1
W	12.0±0.30

### RECOMMENDED SOLDERING PAD



REF	mm
A	5.45
B	3.50
C	3.50

### REFLOW PROFILE



Reflow Condition		Pb-Free assembly
Pre Heat	Temperature Min	150°C
	Temperature Max	200°C
	Time(min to max)	60-180 secs
Average ramp up rate(Liquids)Tamp(TL)to peal		3°C/second max
Ts(max)to TL-Ramp-up Rate		3°C/second max
Reflow	-Temperature(TL)(Liquids)	217°C
	-Temperature(TL)	60-150seconds
Peak Temperature(Tp)		260+0/-5°C
Time within 5°C of actual peak Temperature(tp)		~10 seconds
Ramp-down Rate		6°C/second max.
Time 25°C to peak Temperature(Tp)		8 minutes Max.
Do not exceed		260°C