

Features

- ◆ 150 Watts peak pulse power ($t_p = 8/20\mu s$)
- ◆ Transient protection for high speed data lines to IEC 61000-4-2 (ESD) $\pm 30kV$ (air), $\pm 30kV$ (contact) IEC 61000-4-4 (EFT) 40A (5/50ns)
- ◆ Working voltages : 3.3V
- ◆ Protects one bidirectional line or two unidirectional lines
- ◆ Low operating and clamping voltages
- ◆ Solid-state silicon avalanche technology

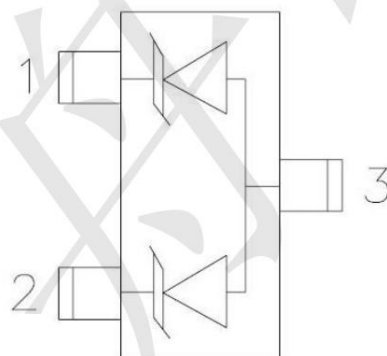
Mechanical Characteristics

- ◆ Package: SOT23
- ◆ Lead Finish: Matte Tin
- ◆ UL Flammability Classification Rating 94V-0
- ◆ Pb-Free, Halogen Free, RoHS/WEEE Compliant
- ◆ Shipping Qty : 3000pcs/7Inch Tape & Reel

Applications

- ◆ USB Power & Data Line Protection
- ◆ Monitors and Flat Panel Displays
- ◆ I²C Bus Protection
- ◆ Portable Instrumentation
- ◆ Set Top Box

Dimensions and Pin Configuration



Circuit and Pin Schematic

Absolute Maximum Ratings ($T_A=25^\circ\text{C}$ unless otherwise specified)

Parameter	Symbol	Value	Unit
Peak Pulse Power(8/20 μs)	Ppk	150	W
ESD per IEC 61000-4-2 (Air)	VESD	± 30	kV
ESD per IEC 61000-4-2 (Contact)		± 30	
Operating Temperature Range	TJ	-55 to +125	$^\circ\text{C}$
Storage Temperature Range	Tstg	-55 to +150	$^\circ\text{C}$

Electrical Characteristics ($T_A=25^\circ\text{C}$ unless otherwise specified)

Parameter	Symbol	Min	Typ	Max	Unit	Test Condition
Reverse Working Voltage	VRWM			3.3	V	
Breakdown Voltage	VBR	4.8			V	$I_T = 1\text{mA}$
Reverse Leakage Current	IR		0.01	0.1	μA	$VRWM = 3.3\text{V}$
Clamping Voltage	VC			10	V	$I_{PP} = 1\text{A}$ (8 x 20 μs pulse)
Clamping Voltage	VC			14	V	$I_{PP} = 7\text{A}$ (8 x 20 μs pulse)
Peak Pulse Current	I _{PP}			7	A	$t_P = 8/20\mu\text{s}$
Junction Capacitance	CJ			120	pF	$V_R = 0$, $f = 1\text{MHz}$, Pin 1 to Pin 3 or Pin 2 to Pin 3

Fig1. 8/20 μ s Pulse Waveform

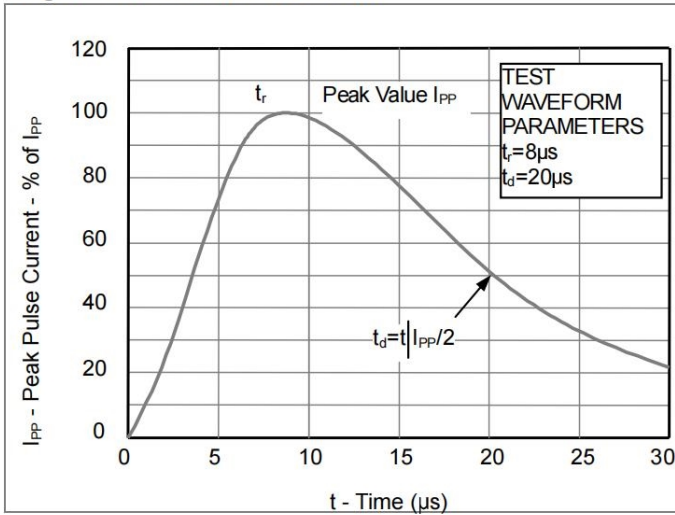


Fig2. ESD Pulse Waveform (according to IEC 61000-4-2)

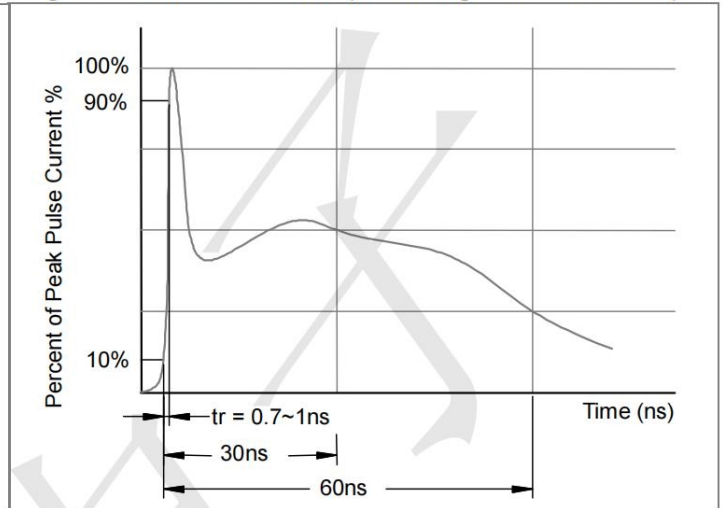
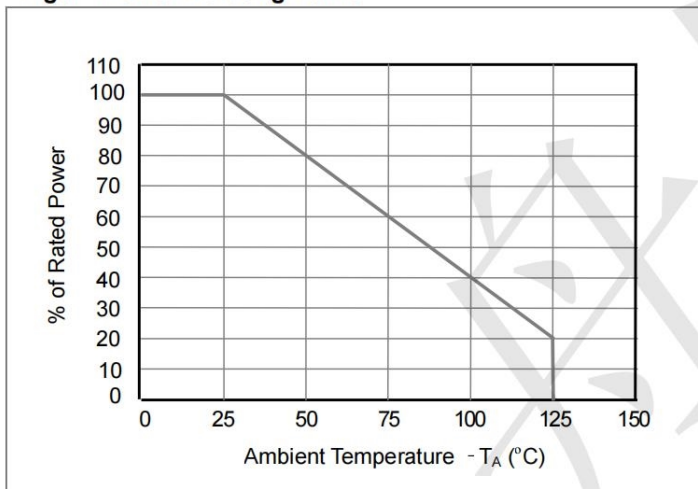
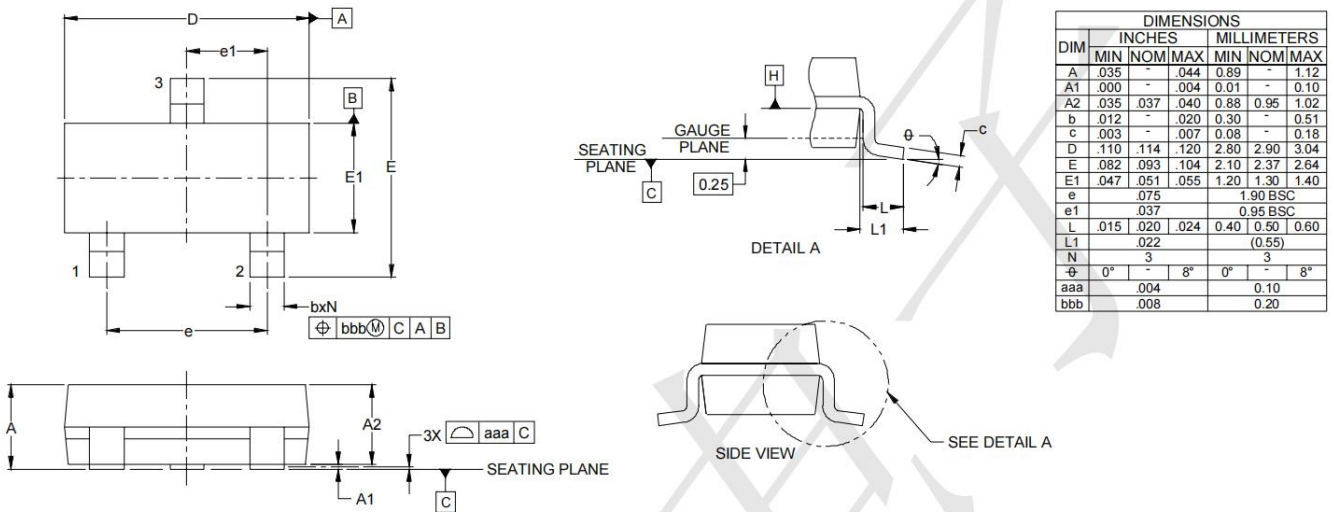


Fig3. Power Derating Curve



Outline Drawing - SOT23



Land Pattern - SOT23

