

SMBFJ*** CA Series

SURFACE MOUNT TRANSIENT VOLTAGE SUPPRESSOR

VOLTAGE 5.0 TO 250 Volts

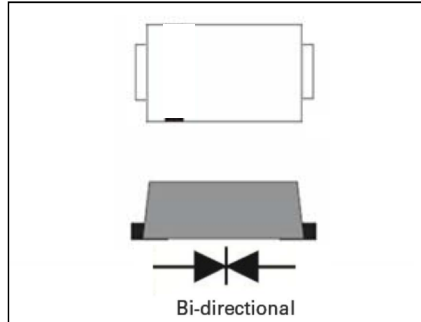
600 Watt Peak Pulse Power

FEATURES

- * Plastic package has Underwriters Laboratory Flammability Classification 94V-O
- * For surface mounted applications in order to optimize board space
- * Low profile package
- * Built-in strain relief
- * Glass passivated junction
- * Low inductance
- * Excellent clamping capability
- * Repetition Rate (duty cycle):0.01%
- * Fast response time: typically less than 1.0ps

Terminals: Plated leads, solderable per

- * Typical IR less than 1mA above 10V
- * High temperature soldering guaranteed:
260°C/10 seconds,



we declare that the material of product is halogen free (green epoxy compound).

MECHANICAL DATA

Case: JEDEC SMB-FL molded plastic

Terminals: Plated leads, solderable per MIL-STD-202, Method 208

Polarity: Whithout Color band denoted cathode

Mounting Position: Any

Weight: 0.066 gram

1.DEVICES FOR BIPOLAR APPLICATIONS

For Bidirectional use C or CA Suffix for types SMBFJ5.0CA thru types SMBFJ250CA

Electrical characteristics apply in both directions.marking code is all type.

MAXIMUM RATINGS AND CHARACTERISTICS

Ratings at 25°C ambient temperature unless otherwise specified.

Single phase, half wave, 60Hz, resistive or inductive load.

For capacitive load, derate current by 20%.

RATING	SYMBOL	VALUE	UNITS
Peak Power Dissipation at $T_A=25^\circ\text{C}$, $T_P=1\text{ms}$ (Note 1)	P_{PPM}	Minimum600	Watts
Steady State Power Dissipation at $T_L=75^\circ\text{C}$	$P_{M(AV)}$	3.0	Watts
Operating Temperature Range	T_J	-55 to +150	°C
Storage Temperature Range	T_{STG}	-55 to +150	°C

NOTES:

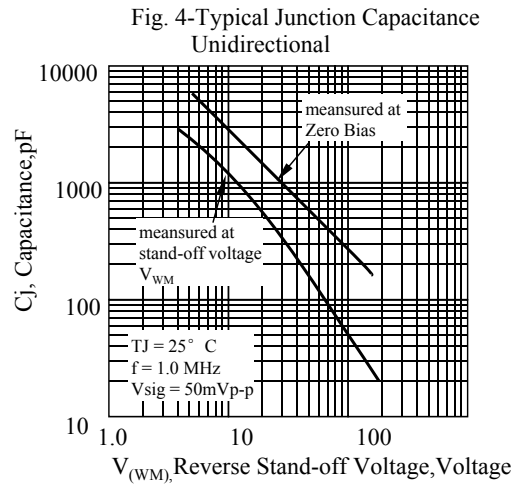
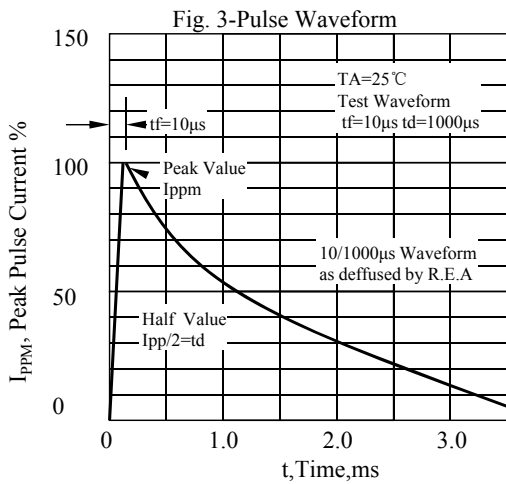
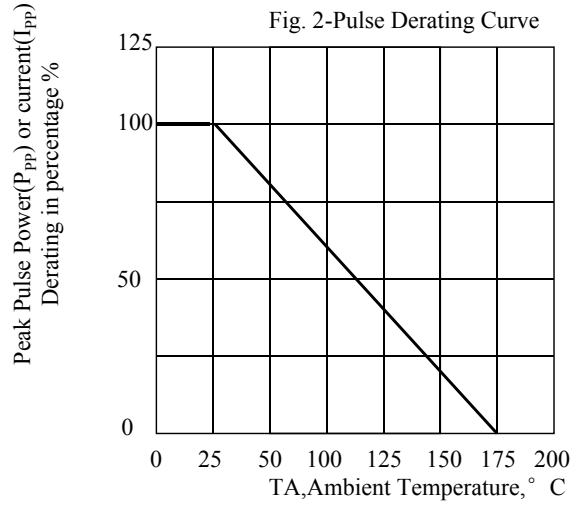
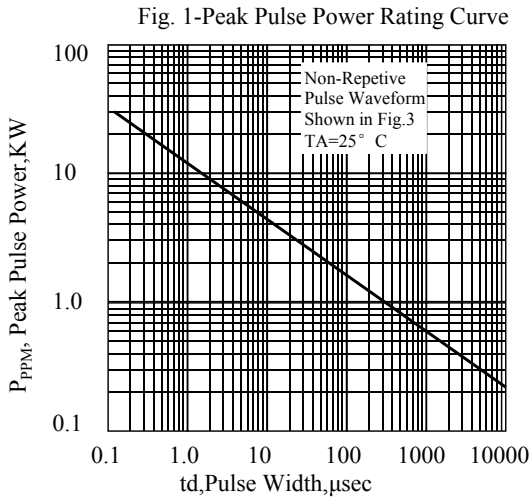
1. Non-repetitive current pulse, per Fig. 3 and derated above $T_A=25^\circ\text{C}$ per Fig. 2.

SMBFJ*** CA Series

Bi-Directional Part Number	Device marking code	Reverse Stand-off Voltage VRWM (V)	Breakdown Voltage VBR (V) Min. @IT	Breakdown Voltage VBR (V) Max. @IT	Test Current IT (mA)	Maximum Clamping Voltage @IPP VC (V)	Peak Pulse Current Ipp (A)	Reverse Leakage @VRWM IR (uA)
SMBFJ5.0CA	SMBFJ5.0CA	5.00	6.40	7.00	10.00	9.20	65.30	800
SMBFJ6.0CA	SMBFJ6.0CA	6.00	6.67	7.37	10.00	10.30	58.30	800
SMBFJ6.5CA	SMBFJ6.5CA	6.50	7.22	7.98	10.00	11.20	53.60	500
SMBFJ7.0CA	SMBFJ7.0CA	7.00	7.78	8.60	10.00	12.00	50.00	200
SMBFJ7.5CA	SMBFJ7.5CA	7.50	8.33	9.21	1.00	12.90	46.60	100
SMBFJ8.0CA	SMBFJ8.0CA	8.00	8.89	9.83	1.00	13.60	44.20	50
SMBFJ8.5CA	SMBFJ8.5CA	8.50	9.44	10.40	1.00	14.40	41.70	20
SMBFJ9.0CA	SMBFJ9.0CA	9.00	10.00	11.10	1.00	15.40	39.00	10
SMBFJ10CA	SMBFJ10CA	10.00	11.10	12.30	1.00	17.00	35.30	1
SMBFJ11CA	SMBFJ11CA	11.00	12.20	13.50	1.00	18.20	33.00	1
SMBFJ12CA	SMBFJ12CA	12.00	13.30	14.70	1.00	19.90	30.20	1
SMBFJ13CA	SMBFJ13CA	13.00	14.40	15.90	1.00	21.50	28.00	1
SMBFJ14CA	SMBFJ14CA	14.00	15.60	17.20	1.00	23.20	25.90	1
SMBFJ15CA	SMBFJ15CA	15.00	16.70	18.50	1.00	24.40	24.60	1
SMBFJ16CA	SMBFJ16CA	16.00	17.80	19.70	1.00	26.00	23.10	1
SMBFJ17CA	SMBFJ17CA	17.00	18.90	20.90	1.00	27.60	21.80	1
SMBFJ18CA	SMBFJ18CA	18.00	20.00	22.10	1.00	29.20	20.60	1
SMBFJ20CA	SMBFJ20CA	20.00	22.20	24.50	1.00	32.40	18.60	1
SMBFJ22CA	SMBFJ22CA	22.00	24.40	26.90	1.00	35.50	16.90	1
SMBFJ24CA	SMBFJ24CA	24.00	26.70	29.50	1.00	38.90	15.50	1
SMBFJ26CA	SMBFJ26CA	26.00	28.90	31.90	1.00	42.10	14.30	1
SMBFJ28CA	SMBFJ28CA	28.00	31.10	34.40	1.00	45.40	13.30	1
SMBFJ30CA	SMBFJ30CA	30.00	33.30	36.80	1.00	48.40	12.40	1
SMBFJ33CA	SMBFJ33CA	33.00	36.70	40.60	1.00	53.30	11.30	1
SMBFJ36CA	SMBFJ36CA	36.00	40.00	44.20	1.00	58.10	10.40	1
SMBFJ40CA	SMBFJ40CA	40.00	44.40	49.10	1.00	64.50	9.30	1
SMBFJ43CA	SMBFJ43CA	43.00	47.80	52.80	1.00	69.40	8.70	1
SMBFJ45CA	SMBFJ45CA	45.00	50.00	55.30	1.00	72.70	8.30	1
SMBFJ48CA	SMBFJ48CA	48.00	53.30	58.90	1.00	77.40	7.80	1
SMBFJ51CA	SMBFJ51CA	51.00	56.70	62.70	1.00	82.40	7.30	1
SMBFJ54CA	SMBFJ54CA	54.00	60.00	66.30	1.00	87.10	6.90	1
SMBFJ58CA	SMBFJ58CA	58.00	64.40	71.20	1.00	93.60	6.50	1
SMBFJ60CA	SMBFJ60CA	60.00	66.70	73.70	1.00	96.80	6.20	1
SMBFJ64CA	SMBFJ64CA	64.00	71.10	78.60	1.00	103.00	5.90	1
SMBFJ70CA	SMBFJ70CA	70.00	77.80	86.00	1.00	113.00	5.30	1
SMBFJ75CA	SMBFJ75CA	75.00	83.30	92.10	1.00	121.00	5.00	1
SMBFJ78CA	SMBFJ78CA	78.00	86.70	95.80	1.00	126.00	4.80	1
SMBFJ85CA	SMBFJ85CA	85.00	94.40	104.00	1.00	137.00	4.40	1
SMBFJ90CA	SMBFJ90CA	90.00	100.00	111.00	1.00	146.00	4.10	1
SMBFJ100CA	SMBFJ100CA	100.00	111.00	123.00	1.00	162.00	3.70	1
SMBFJ110CA	SMBFJ110CA	110.00	122.00	135.00	1.00	177.00	3.40	1
SMBFJ120CA	SMBFJ120CA	120.00	133.00	147.00	1.00	193.00	3.10	1
SMBFJ130CA	SMBFJ130CA	130.00	144.00	159.00	1.00	209.00	2.90	1
SMBFJ150CA	SMBFJ150CA	150.00	167.00	185.00	1.00	243.00	2.50	1
SMBFJ160CA	SMBFJ160CA	160.00	178.00	197.00	1.00	259.00	2.30	1
SMBFJ170CA	SMBFJ170CA	170.00	189.00	209.00	1.00	275.00	2.20	1
SMBFJ180CA	SMBFJ180CA	180.00	198.00	221.00	1.00	291.00	2.10	1
SMBFJ190CA	SMBFJ190CA	190.00	209.00	233.00	1.00	307.00	2.00	1
SMBFJ200CA	SMBFJ200CA	200.00	220.00	246.00	1.00	324.00	1.90	1
SMBFJ220CA	SMBFJ220CA	220.00	246.00	272.00	1.00	356.00	1.70	1
SMBFJ250CA	SMBFJ250CA	250.00	279.00	309.00	1.00	405.00	1.50	1

SMBFJ*** CASeries

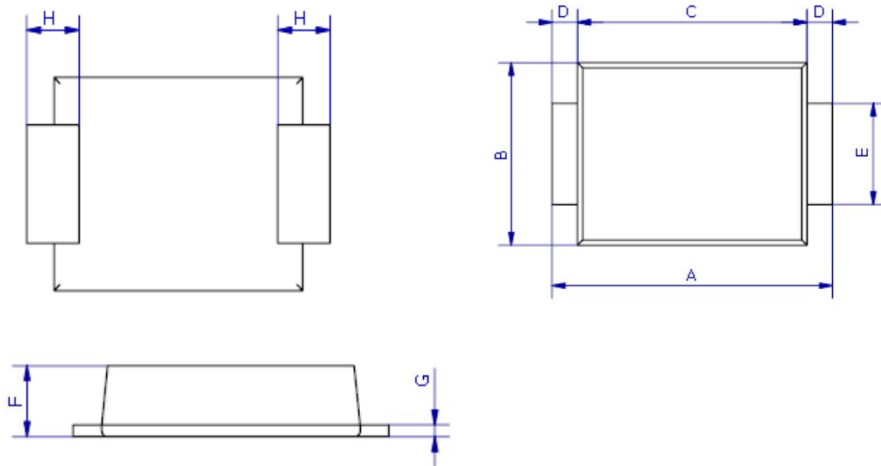
2.Ratings and Characteristic Curves (TA = 25°C unless otherwise noted)



SMBFJ*** CA Series

3. dimension:

SMB-FL



DIM	MILLIMETERS		INCHES	
	MIN	MAX	MIN	MAX
A	5.3	5.7	0.209	0.224
B	3.4	3.8	0.134	0.150
C	4.3	4.7	0.169	0.185
D	0.45Typ		0.018Typ	
E	1.9	2.1	0.0748	0.08268
F	1.05	1.40	0.04134	0.05512
G	0.2	0.3	0.00591	0.00984
H	0.95Typ		0.037Typ	

Mounting Pad Layout

--- SMB-FL

