

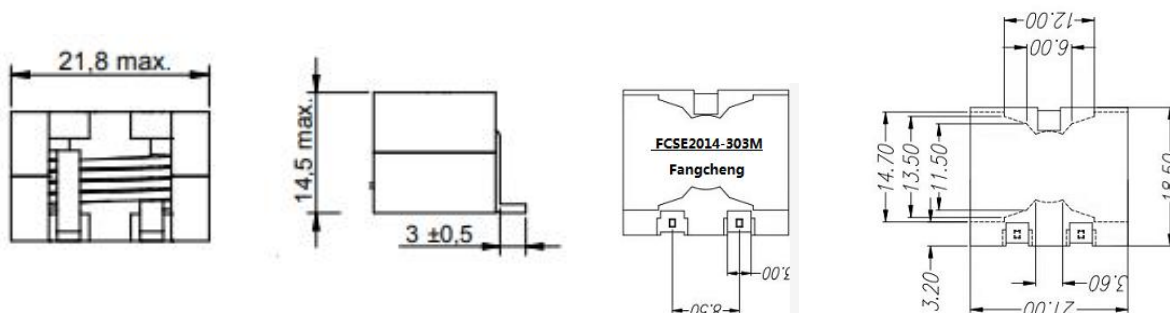
## FC-SE2014-Series SMD Flat Wire High Current Inductor

### Applications

- Industrial computers
- High current switching regulators
- DC/DC converter
- Filter
- Magnetically shielded
- Flat wire coil for low losses at high frequency
- Low stray field
- Operating temperature:  $-40\text{ }^{\circ}\text{C}$  to  $+125\text{ }^{\circ}\text{C}$  /  $+150\text{ }^{\circ}\text{C}$  /  $+155\text{ }^{\circ}\text{C}$
- Recommended solder profile: Reflow




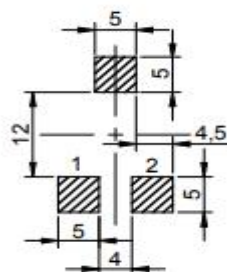
### 1. Dimensions: [mm]



### 2.Schematic:



### 3. Recommended Land Pattern: mm



## FC-HER2014-Series -SMD Flat Wire High Current Inductor

### 4. ELECTRIC CHARACTERISTICS

Order Code	L $\pm$ 20% ( $\mu$ h)	L <sub>R</sub> ( $\mu$ h)	R <sub>DC</sub> $\pm$ 10% (m $\Omega$ )	I <sub>R</sub> (A)	I <sub>sat</sub> (A)	Core Material	Qty.
FC-SE2014-007M	0.7	0.70	0.83	32.0	75	MnZn	100
FC-SE2014-014M	1.4	1.39	1.08	31.5	60		
FC-SE2014-022M	2.2	2.19	1.50	28.0	52		
FC-SE2014-031M	3.1	3.07	2.09	26.0	45		
FC-SE2014-042M	4.2	4.14	3.04	24.0	38		
FC-SE2014-055M	5.5	5.40	4.00	22.0	33		
FC-SE2014-070M	7.0	6.83	5.61	21.0	30		
FC-SE2014-186M	8.6	8.46	7.19	17.0	25		
FC-SE2014-100M	10.0	9.80	7.96	16.0	23		
FC-SE2014-150M	15.0	14.70	8.70	14	21.0		
FC-SE2014-220M	22.0	21.10	10.65	12	15.0		
FC-SE2014-330M	33.0	19.40	11.40	12	11.0		
FC-SE2014-470M	47.0	12.45	12.20	12	8.5		

**Remark:**

<1>Inductance: 100KHz 0.1V

<2>Tolerance of inductance: $\pm$ 20%

<3>I<sub>sat</sub>: The value of current indicates that inductance drops 30% (Typical) from its initial value

<4>I<sub>rms</sub>: The value of current indicates that the temperature of the coil is increase 40°C (Typical)

<5>Test condition: T<sub>a</sub>= 25°C