

Electrical Characteristics

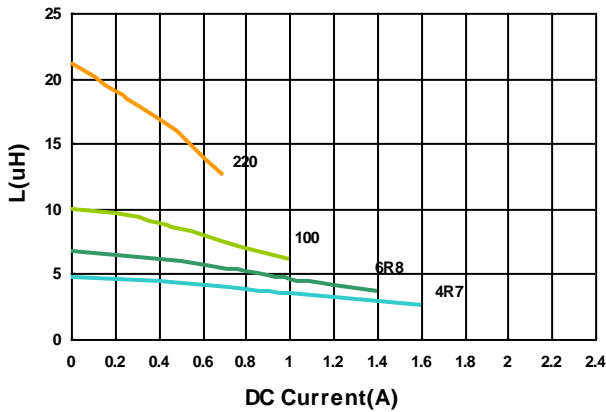
| Part Number | Inductance (uH) | Test Frequency (MHz) | Tolerance (±%) | SRF (MHz) Min | RDC(mΩ) (Max) Typ | Isat (A) (Max) Typ | Irms (A) (Max) Typ |
|--------------------|-----------------|----------------------|----------------|---------------|-------------------|--------------------|--------------------|
| BWMR002016104R7□00 | 4.7 | 1 | 20, 30 | 25 | 370(308) | 1.00(1.20) | 0.86(0.96) |
| BWMR002016106R8□00 | 6.8 | 1 | 20, 30 | 19 | 526(438) | 0.86(0.96) | 0.73(0.82) |
| BWMR00201610100□00 | 10 | 1 | 20, 30 | 15 | 768(640) | 0.70(0.78) | 0.64(0.72) |
| BWMR00201610220□00 | 22 | 1 | 20, 30 | 9 | 1560(1300) | 0.49(0.55) | 0.40(0.45) |

Note: When ordering, please specify tolerance code. Tolerance: M=±20% , T =±30%

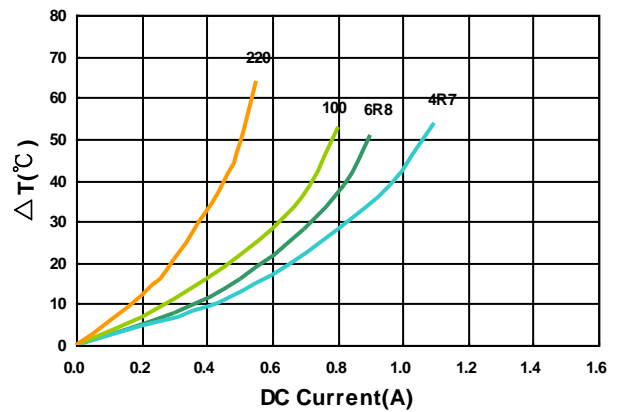
- Operating temperature range - 40°C ~ 125°C(Including self - temperature rise)
- Isat for Inductance drop 30% from its value without current
- I rms for a 40°C temperature rise from 25°C ambient with current
- Measure Equipment :
- L : Agilent 4285A+Agilent 42841A, or equivalent,1MHz 200mV
- RDC : DIGITAL MILLINHM METER CHROMA 16502, or equivalent
- Isat & I rms : Agilent/HP4285A+Agilent 42841A
- SRF : HP4294A+16092A

Test Instruments : HP4285A Material/Impedance Analyzer

Inductance vs. DC Current



Temperature Change vs. DC Current



Sealed Power Inductors - BWMR Series

Electrical Characteristics

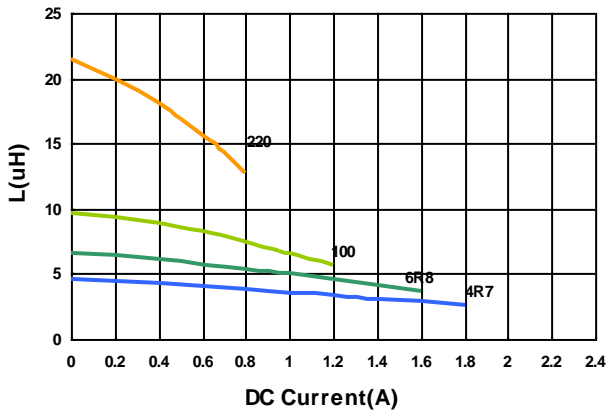
| Part Number | Inductance (uH) | Test Frequency (MHz) | Tolerance (±%) | SRF (MHz) Min | RDC(mΩ) (Max) Typ | Isat (A) (Max) Typ | Irms (A) (Max) Typ |
|---------------------|-----------------|----------------------|----------------|---------------|-------------------|--------------------|--------------------|
| BWMR00201612-4R7□00 | 4.7 | 1 | 20, 30 | 26 | 324(270) | 1.20(1.40) | 1.00(1.20) |
| BWMR00201612-6R8□00 | 6.8 | 1 | 20, 30 | 20 | 456(380) | 1.00(1.20) | 0.78(0.92) |
| BWMR00201612-100□00 | 10 | 1 | 20, 30 | 16 | 720(600) | 0.85(0.95) | 0.65(0.73) |
| BWMR00201612-220□00 | 22 | 1 | 20, 30 | 10 | 1500(1250) | 0.57(0.64) | 0.41(0.46) |

Note: When ordering, please specify tolerance code. Tolerance: M=±20% , T =±30%

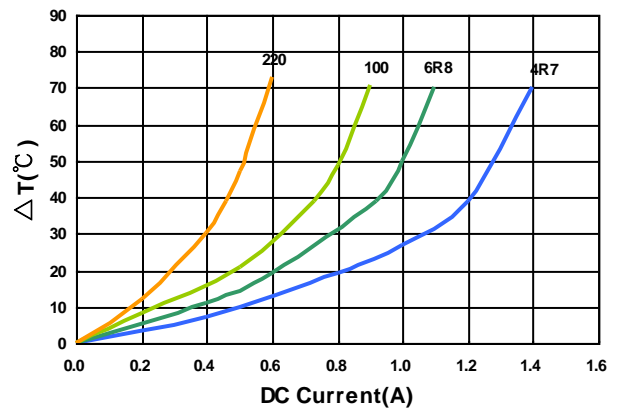
- Operating temperature range - 40°C ~ 125°C(Including self - temperature rise)
- Isat for Inductance drop 30% from its value without current
- I rms for a 40°C temperature rise from 25°C ambient with current
- Measure Equipment :
- L : Agilent 4285A+Agilent 42841A, or equivalent,1MHz 200mV
- RDC : DIGITAL MILLINHM METER CHROMA 16502, or equivalent
- Isat & I rms : Agilent/HP4285A+Agilent 42841A
- SRF : HP4294A+16092A

Test Instruments : HP4285A Material/Impedance Analyzer

Inductance vs. DC Current



Temperature Change vs. DC Current



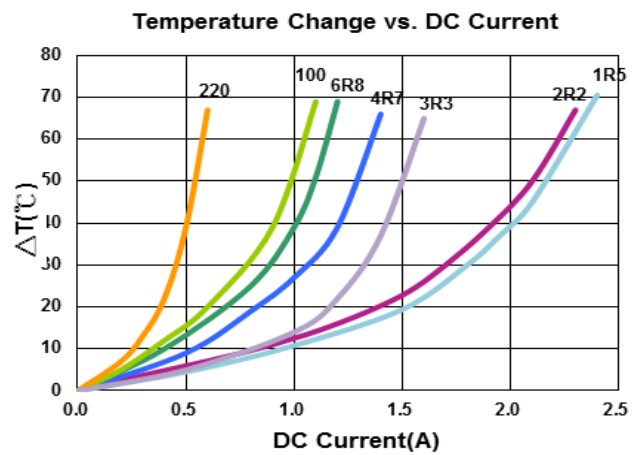
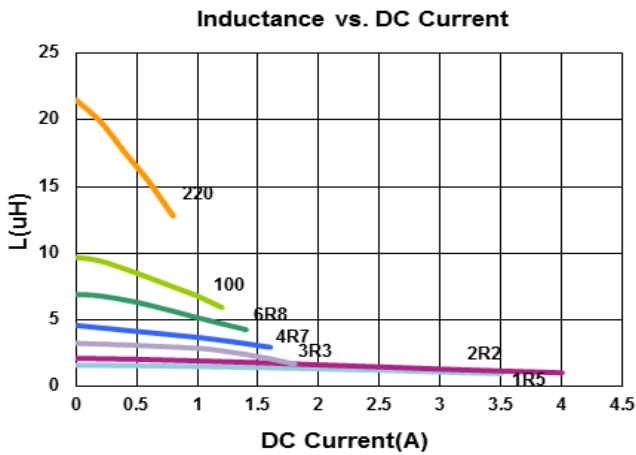
Electrical Characteristics

| Part Number | Inductance (uH) | Test Frequency (MHz) | Tolerance (±%) | SRF (MHz) Min | RDC(mΩ) (Max) Typ | Isat (A) (Max) Typ | Irms (A) (Max) Typ |
|--------------------|-----------------|----------------------|----------------|---------------|-------------------|--------------------|--------------------|
| BWMR002520101R5□00 | 1.5 | 1 | 20, 30 | 40 | 111.6(93) | 2.20(2.80) | 1.80(1.95) |
| BWMR002520102R2□00 | 2.2 | 1 | 20, 30 | 31 | 145(121) | 1.90(2.30) | 1.70(1.90) |
| BWMR002520103R3□00 | 3.3 | 1 | 20, 30 | 24 | 198(165) | 1.40(1.60) | 1.20(1.40) |
| BWMR002520104R7□00 | 4.7 | 1 | 20, 30 | 19 | 264(220) | 1.30(1.40) | 1.10(1.20) |
| BWMR002520106R8□00 | 6.8 | 1 | 20, 30 | 15 | 396(330) | 1.00(1.10) | 0.90(1.00) |
| BWMR00252010100□00 | 10 | 1 | 20, 30 | 12 | 500(435) | 0.90(1.00) | 0.80(0.90) |
| BWMR00252010220□00 | 22 | 1 | 20, 30 | 8 | 1260(1050) | 0.56(0.63) | 0.45(0.50) |

Note: When ordering, please specify tolerance code. Tolerance: M=±20% , T =±30%

- Operating temperature range - 40°C ~ 125°C(Including self - temperature rise)
- Isat for Inductance drop 30% from its value without current
- Irms for a 40°C temperature rise from 25°C ambient with current
- Measure Equipment :
- L : Agilent 4285A+Agilent 42841A, or equivalent,1MHz 200mV
- RDC : DIGITAL MILLINHM METER CHROMA 16502, or equivalent
- Isat & Irms : Agilent/HP4285A+Agilent 42841A
- SRF : HP4294A+16092A

Test Instruments : HP4285A Material/Impedance Analyzer



Electrical Characteristics

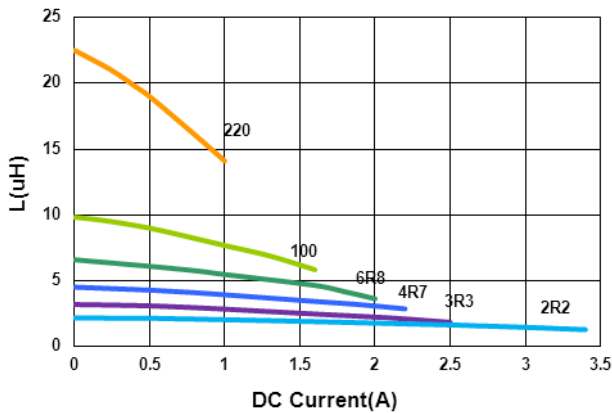
| Part Number | Inductance (uH) | Test Frequency (MHz) | Tolerance (±%) | SRF (MHz) Min | RDC(mΩ) (Max) Typ | Isat (A) (Max) Typ | Irms (A) (Max) Typ |
|--------------------|-----------------|----------------------|----------------|---------------|-------------------|--------------------|--------------------|
| BWMR002520122R2□00 | 2.2 | 1 | 20, 30 | 32 | 110(92) | 2.40(2.70) | 1.90(2.20) |
| BWMR002520123R3□00 | 3.3 | 1 | 20, 30 | 25 | 186(155) | 1.80(2.10) | 1.45(1.65) |
| BWMR002520124R7□00 | 4.7 | 1 | 20, 30 | 23 | 240(200) | 1.70(1.90) | 1.30(1.50) |
| BWMR002520126R8□00 | 6.8 | 1 | 20, 30 | 16 | 345(285) | 1.30(1.60) | 1.00(1.20) |
| BWMR00252012100□00 | 10 | 1 | 20, 30 | 14 | 480(400) | 1.00(1.30) | 0.85(1.00) |
| BWMR00252012220□00 | 22 | 1 | 20, 30 | 8 | 1090(910) | 0.74(0.83) | 0.54(0.60) |

Note: When ordering, please specify tolerance code. Tolerance: M=±20% , T =±30%

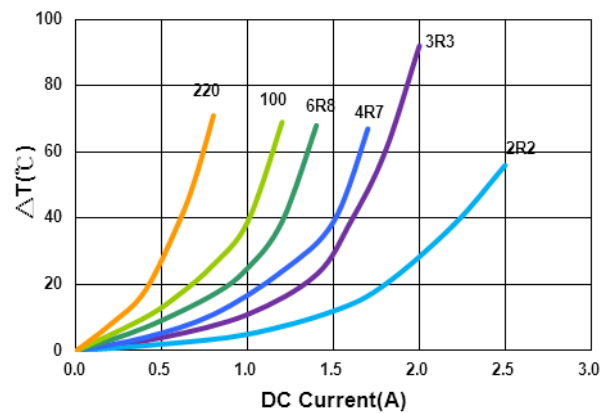
- Operating temperature range - 40°C ~ 125°C(Including self - temperature rise)
- Isat for Inductance drop 30% from its value without current
- Irms for a 40°C temperature rise from 25°C ambient with current
- Measure Equipment :
- L : Agilent 4285A+Agilent 42841A, or equivalent,1MHz 200mV
- RDC : DIGITAL MILLINHM METER CHROMA 16502, or equivalent
- Isat & Irms : Agilent/HP4285A+Agilent 42841A
- SRF : HP4294A+16092A

Test Instruments : HP4285A Material/Impedance Analyzer

Inductance vs. DC Current



Temperature Change vs. DC Current



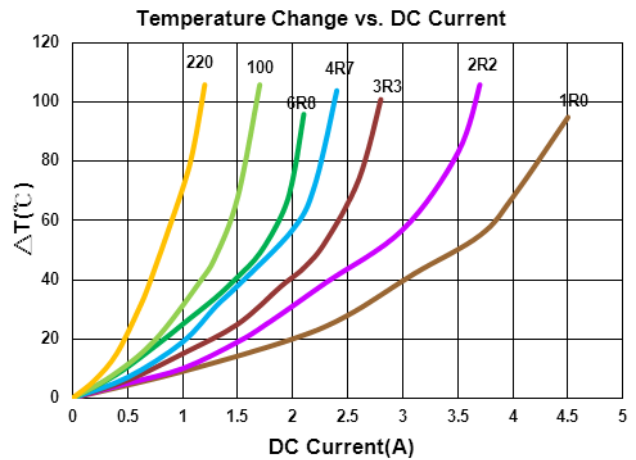
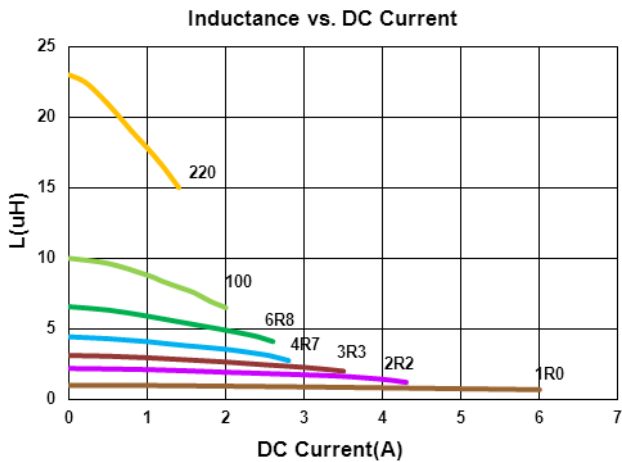
Electrical Characteristics

| Part Number | Inductance (uH) | Test Frequency (MHz) | Tolerance (±%) | SRF (MHz) Min | RDC(mΩ) (Max) Typ | Isat (A) (Max) Typ | Irms (A) (Max) Typ |
|--------------------|-----------------|----------------------|----------------|---------------|-------------------|--------------------|--------------------|
| BWMR003027121R0□00 | 1.0 | 1 | 20, 30 | 52 | 64(54) | 4.8(5.4) | 2.7(3.0) |
| BWMR003027122R2□00 | 2.2 | 1 | 20, 30 | 28 | 114(95) | 3.3(3.7) | 2.0(2.3) |
| BWMR003027123R3□00 | 3.3 | 1 | 20, 30 | 25 | 165(138) | 2.7(3.0) | 1.7(1.9) |
| BWMR003027124R7□00 | 4.7 | 1 | 20, 30 | 20 | 234(195) | 2.2(2.5) | 1.3(1.5) |
| BWMR003027126R8□00 | 6.8 | 1 | 20, 30 | 16 | 318(265) | 1.8(2.1) | 1.1(1.3) |
| BWMR00302712100□00 | 10 | 1 | 20, 30 | 12 | 444(370) | 1.5(1.7) | 1.0(1.15) |
| BWMR00302712220□00 | 22 | 1 | 20, 30 | 7 | 954(795) | 1.0(1.2) | 0.63(0.7) |

Note: When ordering, please specify tolerance code. Tolerance: M=±20% , T =±30%

- Operating temperature range - 40°C ~ 125°C(Including self - temperature rise)
- Isat for Inductance drop 30% from its value without current
- I rms for a 40°C temperature rise from 25°C ambient with current
- Measure Equipment :
- L : Agilent 4285A+Agilent 42841A, or equivalent,1MHz 200mV
RDC : DIGITAL MILLINHM METER CHROMA 16502, or equivalent
Isat & I rms : Agilent/HP4285A+Agilent 42841A
SRF : HP4294A+16092A

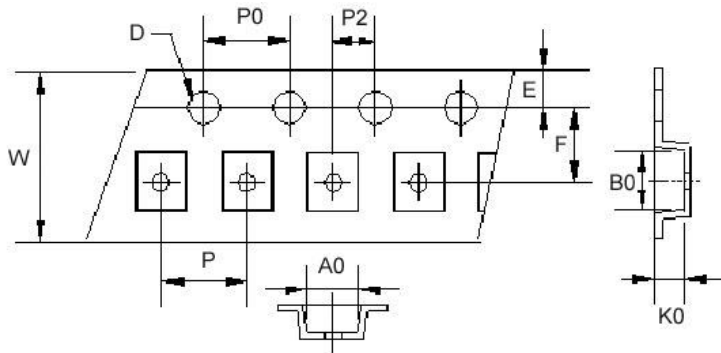
Test Instruments : HP4285A Material/Impedance Analyzer



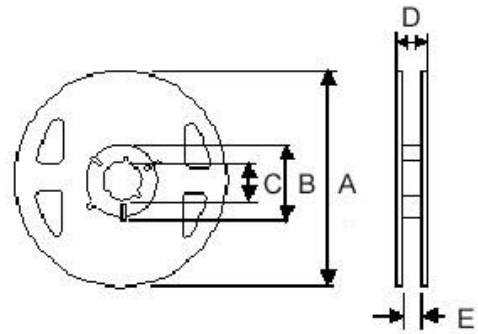
Sealed Power Inductors - BWMR Series

Packaging Specifications

Tape Dimensions



Reel Dimensions



Dimensions in mm

| TYPE | Tape Dimensions | | | | | | | | | | Reel Dimensions | | | | | Quantity |
|--------------|-----------------|------|------|------|------|-----|---|---|----|----|-----------------|----|----|------|-----|------------|
| | A0 | B0 | K0 | D | E | F | W | P | P0 | P2 | A | B | C | D | E | PCS / Reel |
| BWMR00201610 | 1.90 | 2.20 | 1.15 | 1.55 | 1.75 | 3.5 | 8 | 4 | 4 | 2 | 180 | 60 | 13 | 14.4 | 8.4 | 2000 |
| BWMR00201612 | 1.95 | 2.20 | 1.35 | 1.55 | 1.75 | 3.5 | 8 | 4 | 4 | 2 | 180 | 60 | 13 | 14.4 | 8.4 | 2000 |
| BWMR00252010 | 2.35 | 2.80 | 1.15 | 1.55 | 1.75 | 3.5 | 8 | 4 | 4 | 2 | 180 | 60 | 13 | 14.4 | 8.4 | 2000 |
| BWMR00252012 | 2.35 | 2.80 | 1.35 | 1.55 | 1.75 | 3.5 | 8 | 4 | 4 | 2 | 180 | 60 | 13 | 14.4 | 8.4 | 2000 |
| BWMR00302712 | 2.90 | 3.20 | 1.35 | 1.55 | 1.75 | 3.5 | 8 | 4 | 4 | 2 | 180 | 60 | 13 | 14.4 | 8.4 | 2000 |