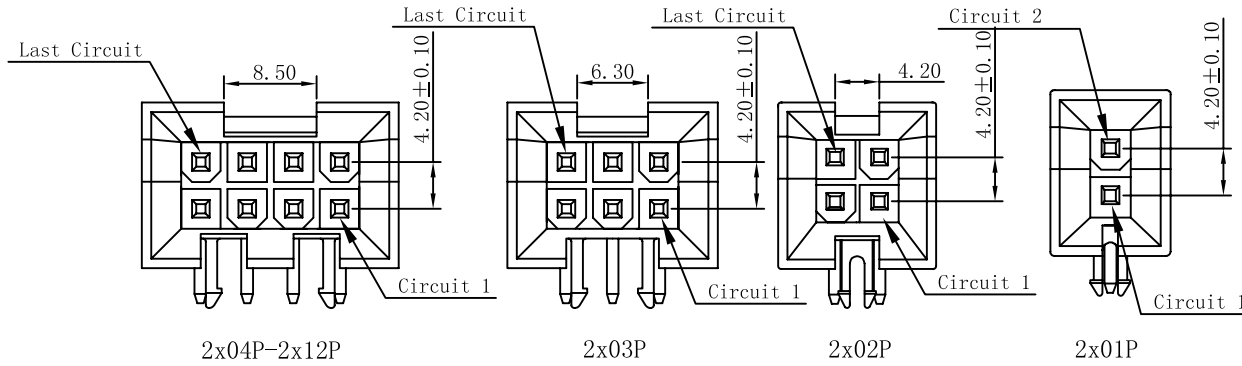


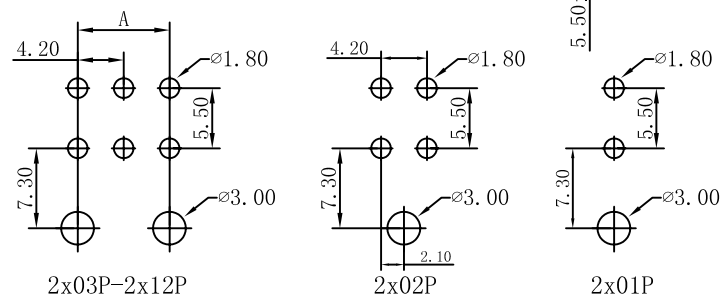
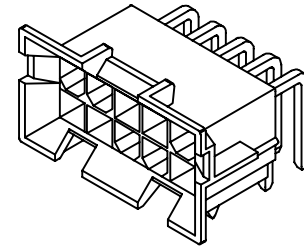
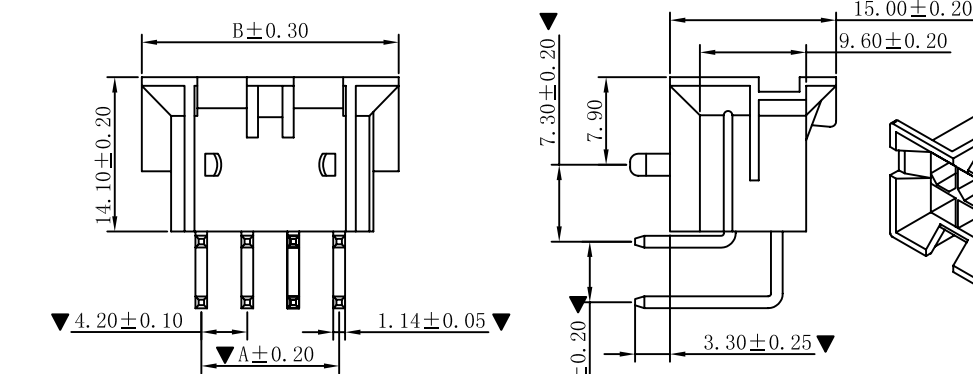
环保物料

TEL: 0769-82001899

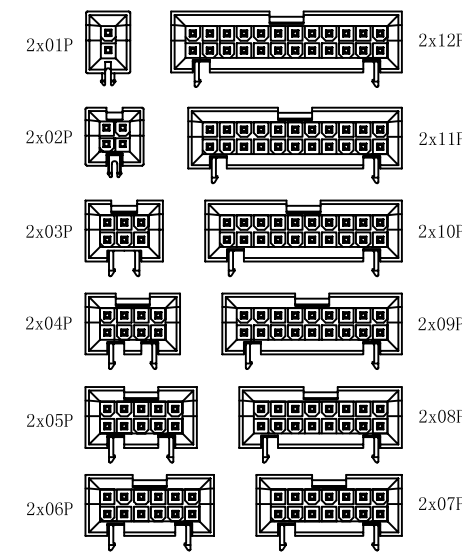


SPECIFICATIONS

- 1.Voltage rating: 600V AC, DC
 - 2.Current rating: 7A, AC, DC
 - 3.Withstanding Voltage: 1500V AC/minute
 - 4.Insulation resistance:1000M min
 - 5.Temperature range: -25 °C-+85 °C
 - 6.Contact resistance: 10m max
- WAFER
 Housing Material: Nylon66 UL 94V0 (2)
 Pin Material: Phosphor Bronze or Brass
 Contact Area Plating: Plated Tin or Plated Gold
 Mates with :M4201VT or P4202
 Poles:02-24P
 Part No.: M4202FRD-2xXX-N0



PCB LAYOUT:Component Side
 Recommended PCB Thickness 1.78MAX



CIRCUIT SIZE LAYOUT

Part No	Dimensions (mm)	
	A	B
2x01		10.80
2x02	4.20	15.00
2x03	8.40	19.20
2x04	12.60	23.40
2x05	16.80	27.60
2x06	21.00	31.80
2x07	25.20	36.00
2x08	29.40	40.20
2x09	33.60	44.40
2x10	37.80	48.60
2x11	42.00	52.80
2x12	46.20	57.00

N0=Pa66-V0 乳白色
 PIN位数

AO	MODIFICATION	DRAW	DATE
VER			

TOLERANCE UNLESS OTHERWISE	DRAWN	CK tan
X. ±0.30 X° . ±5°	CHKD	
.X ±0.20 .X° ±2°	APPD	
.XX ±0.08 .XX° ±1°	VIEW	⊕
.XXX ±0.03 .XXX° ±0.5°		

XFCN 兴飞连接器有限公司
 XFCN CONNECTORS CO.,LTD.

PRODUCT NAME: 4.20mm Crimp Style Connectors

PART. NO.: M4202FRD-2xXX-N0

SHEET	1/1
DATE	2020.04.12
UNITS	mm
SCALE	1:1
DWG. NO.	009