

ESD8L5V0C

ESD8L5V0C Transient Voltage Suppressors ESD Protection Diode

General description

Silicon Diode in a SOD-882 Plastic Package.

FEATURES

- Ultra low Capacitance <0.9 pF
- Low Clamping voltage.
- Small Body Outline Dimensions
- Low Leakage Current
- Response Time is Typically < 1ns
- ESD Rating of Class 3 (>16kV) per Human Body Model
- RoHS Compliant
- Green EMC
- Matte Tin(Sn) Lead Finish
- Weight: approx. 0.001g

Green Product



SOD882 Package



ELECTRICAL SYMBOL

Absolute Maximum Ratings (T_A = 25°C unless otherwise noted)

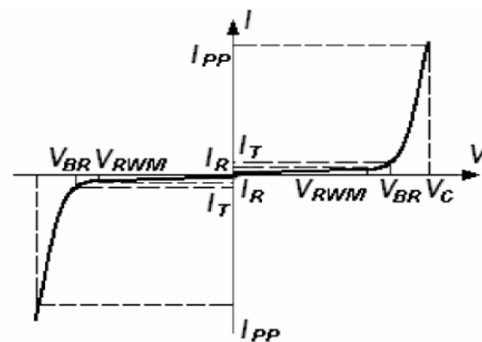
Symbol	Parameter	Value	Units
PD	Total Power Dissipation on FR-5 Board	150	mW
T _L	Max Lead Solder Temperature range (10 Second Duration)	260	°C
T _{stg}	Storage Temperature Range	-55 to +150	°C
T _J	Junction Temperature	+150	°C
ESD	IEC61000-4-2 Air Discharge Contact Discharge	±15 ±8	KV
EFT	IEC61000-4-4	40	A
ESD	Per Human Body Model	16	KV

Device Marking:

Device Type	Marking	Shipping
ESD8L5V0C	N or 5UB	10,000/Reel

Electrical Parameter

Symbol	Parameter
I _{PP}	Maximum Reverse Peak Pulse Current
V _C	Clamping Voltage @ I _{PP}
V _{RWM}	Working Peak Reverse Voltage
I _R	Maximum Reverse Leakage Current @ V _{RWM}
I _T	Test Current
V _{BR}	Breakdown Voltage @ I _T



Electrical Characteristics (T_A = 25°C unless otherwise noted)

Device Type	V _{RWM} (Volts)	I _R @ V _{RWM} (μA)	V _{BR} @ I _T (Note 1) (Volts)		I _T (mA)	V _C @ Max I _{PP} (Volts)	I _{PP} * (A)	C @ V _R = 0V, f = 1MHz (pF)
	Max	Max	Min	Max		Max	Max	Typ.
ESD8L5V0C	5.0	1	5.4	---	1.0	12.9	1	0.5

* Surge current waveform per Figure 1.

Note 1: V_{BR} is measured with a pulse test current I_T at an ambient temperature of 25°C.

SURGE CURRENT WAVEFORM:

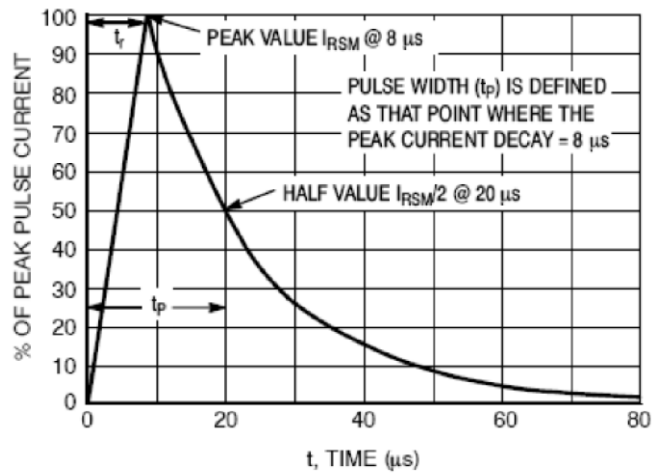
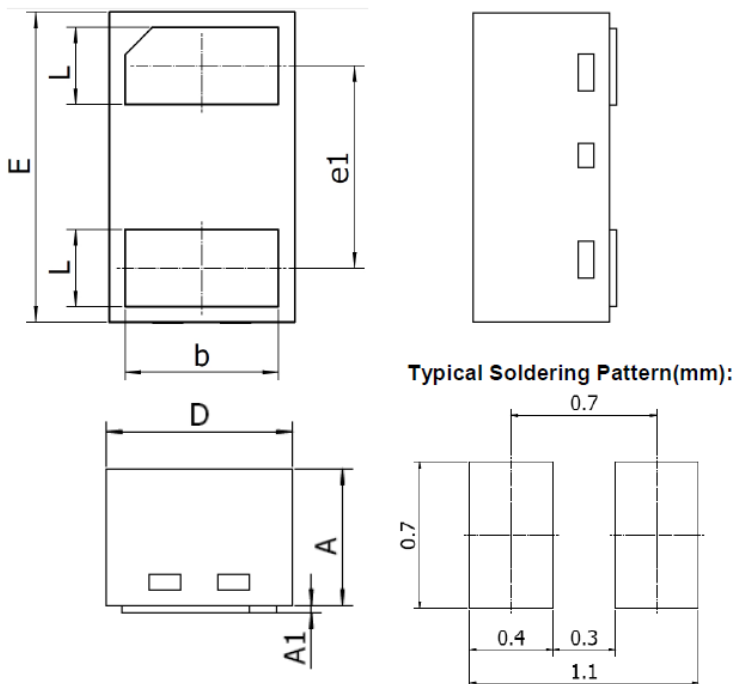


Figure 1. 8 x 20 μs Pulse Waveform

SOD882 Package Outline



DIM	MILLIMETERS		INCHES	
	MIN	MAX	MIN	MAX
A	0.46	0.50	0.018	0.020
A1	---	0.03	---	0.001
b	0.45	0.55	0.018	0.022
D	0.55	0.65	0.022	0.026
E	0.95	1.05	0.037	0.041
e1	Typ. 0.65		Typ. 0.026	
L	0.20	0.30	0.008	0.012

Important Notice and Disclaimer

DOESHARE has used reasonable care in preparing the information included in this document, but DOESHARE does not warrant that such information is error free. DOESHARE assumes no liability whatsoever for any damages incurred by you resulting from errors in or omissions from the information included herein.

DOESHARE no warranty, representation or guarantee regarding the documents, circuits and products specification, DOESHARE reservation rights to make changes for any documents, products, circuits and specifications at any time without notice.

Purchasers are solely responsible for the choice, selection and use of the DOESHARE products and services described herein, and DOESHARE assumes no liability whatsoever relating to the choice, selection or use of the products and services described herein.

No license, express or implied, by implication or otherwise under any intellectual property rights of DOESHARE.

Resale of DOESHARE products with provisions different from the statements and/or technical features set forth in this document shall immediately void any warranty granted by DOESHARE for the DOESHARE product or service described herein and shall not create or extend in any manner whatsoever, any liability of DOESHARE.