

B5817WS-B5819WS

B5817WS-B5819WS Schottky Barrier Diode

General description

Schottky Barrier Diode in a SOD-323 Plastic Package.

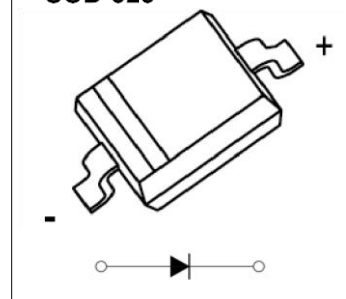
FEATURES

- RoHS Compliant
- Green EMC
- Matte Tin(Sn) Lead Finish
- Band Indicates Cathode
- Weight: approx. 0.004g

Device Marking Code

Device Type	Device Marking
B5817WS	SJ
B5818WS	SK
B5819WS	SL

SOD-323



Maximum Ratings and Electrical Characteristics, Single Diode @Ta=25°C

Parameter	Symbol	B5817WS	B5818WS	B5819WS	Unit
Non-repetitive peak reverse voltage	V_{RM}	20	30	40	V
Peak repetitive peak reverse voltage Working peak reverse voltage DC blocking voltage	V_{RRM} V_{RWM} V_R	20	30	40	V
RMS reverse voltage	$V_{R(RMS)}$	14	21	28	V
Average rectified output current	I_O	1			A
Non-repetitive Peak Forward Surge Current @t=8.3ms	I_{FSM}	9			A
Repetitive peak forward current	I_{FRM}	1.5			A
Power dissipation	P_d	250			mW
Thermal resistance junction to ambient	$R_{\theta JA}$	400			°C/W
Operation Junction temperature Range	T_J	-40~+125			°C
Storage temperature Range	T_{STG}	-55~+150			°C

ELECTRICAL CHARACTERISTICS (Ta=25°C unless otherwise specified)

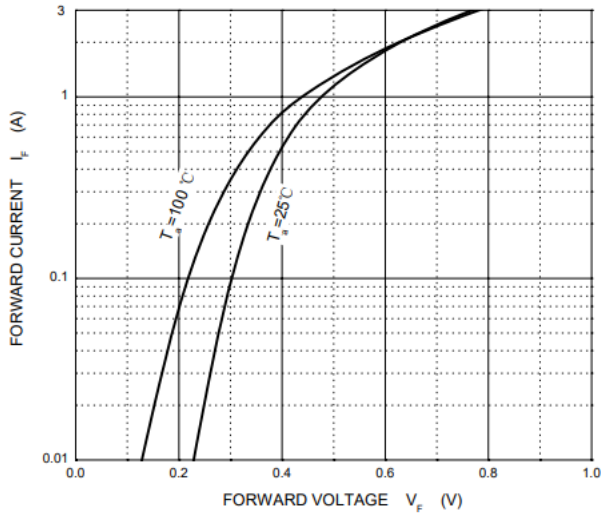
Parameter	Symbol	Test conditions	Min	Max	Unit
Reverse breakdown voltage	$V_{(BR)}$	$I_R = 1mA$ B5817WS B5818WS B5819WS	20 30 40		V
Reverse voltage leakage current	I_R	$V_R = 20V$ B5817WS $V_R = 30V$ B5818WS $V_R = 40V$ B5819WS		1	mA
Forward voltage	V_F	B5817WS $I_F = 1A$ $I_F = 3A$		0.45 0.75	V
		B5818WS $I_F = 1A$ $I_F = 3A$		0.55 0.875	V
		B5819WS $I_F = 1A$ $I_F = 3A$		0.6 0.9	V
Diode capacitance	C_D	$V_R = 4V, f = 1MHz$		120	pF



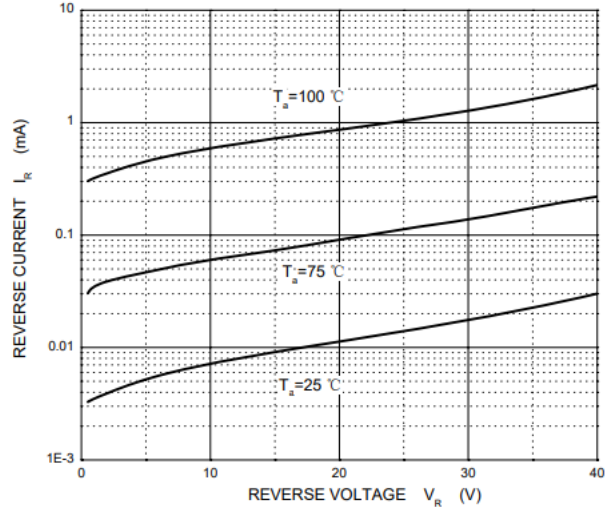
B5817WS-B5819WS

Typical Characteristics

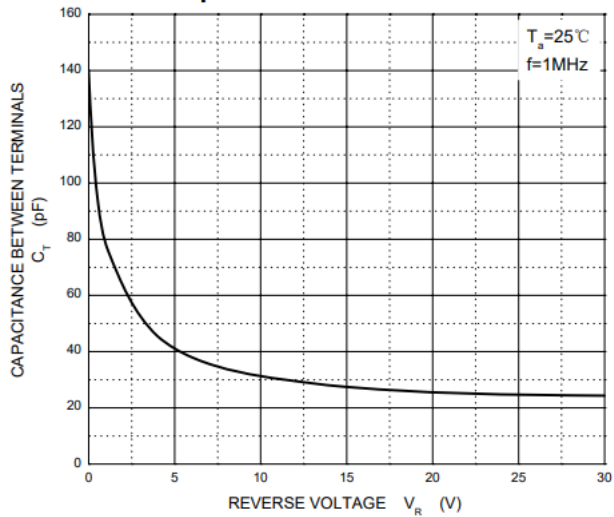
Forward Characteristics



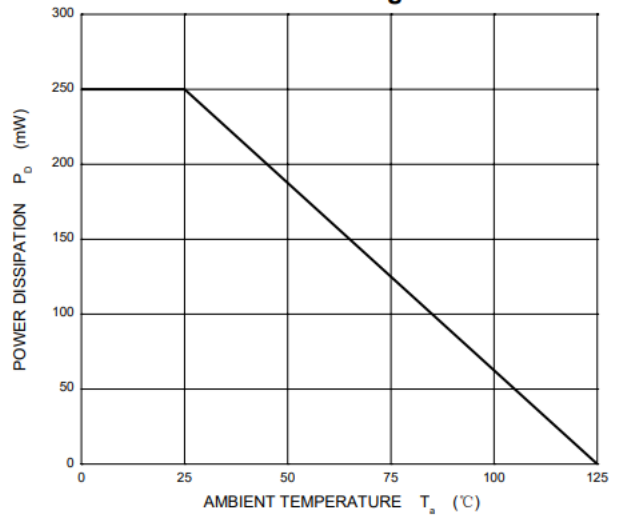
Reverse Characteristics



Capacitance Characteristics

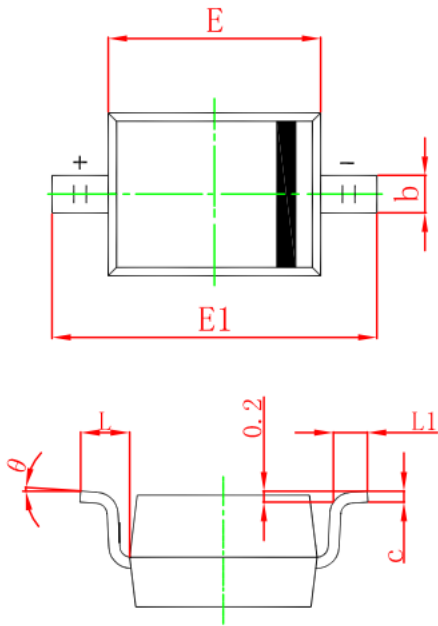


Power Derating Curve



B5817WS-B5819WS

SOD-323 Package Outline



Symbol	Dimensions In Millimeters		Dimensions In Inches	
	Min	Max	Min	Max
A		1.100		0.043
A1	0.000	0.100	0.000	0.004
A2	0.800	1.000	0.031	0.039
b	0.250	0.350	0.010	0.014
c	0.080	0.150	0.003	0.006
D	1.200	1.400	0.047	0.055
E	1.600	1.800	0.063	0.071
E1	2.500	2.750	0.098	0.108
L	0.475 REF		0.019 REF	
L1	0.250	0.400	0.010	0.016
θ	0°	8°	0°	8°

Important Notice and Disclaimer

DOESHARE has used reasonable care in preparing the information included in this document, but DOESHARE does not warrant that such information is error free. DOESHARE assumes no liability whatsoever for any damages incurred by you resulting from errors in or omissions from the information included herein.

DOESHARE no warranty, representation or guarantee regarding the documents, circuits and products specification, DOESHARE reservation rights to make changes for any documents, products, circuits and specifications at any time without notice.

Purchasers are solely responsible for the choice, selection and use of the DOESHARE products and services described herein, and DOESHARE assumes no liability whatsoever relating to the choice, selection or use of the products and services described herein.

No license, express or implied, by implication or otherwise under any intellectual property rights of DOESHARE.

Resale of DOESHARE products with provisions different from the statements and/or technical features set forth in this document shall immediately void any warranty granted by DOESHARE for the DOESHARE product or service described herein and shall not create or extend in any manner whatsoever, any liability of DOESHARE.