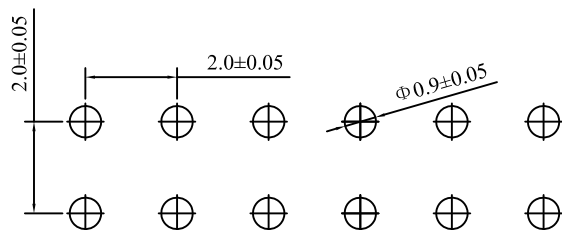
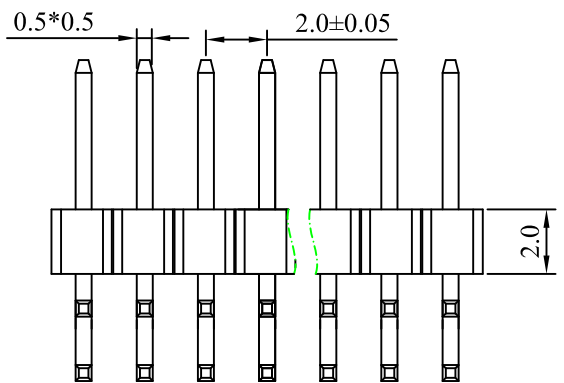
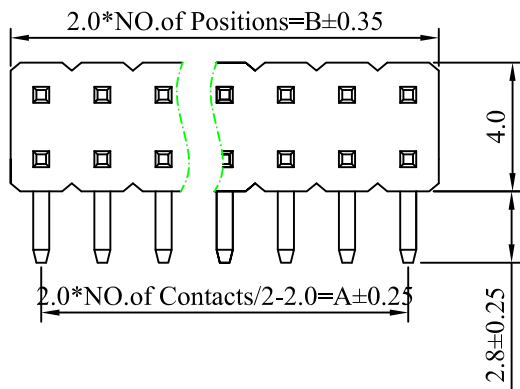
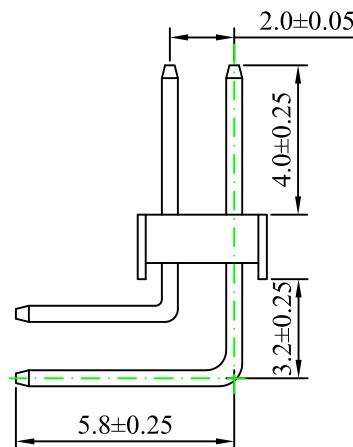


No. of Pin/Row	Dimension	
	A	B
02	2.0	4.0
03	4.0	6.0
04	6.0	8.0
05	8.0	10.0
06	10.0	12.0
07	12.0	14.0
08	14.0	16.0
09	16.0	18.0
10	18.0	20.0
11	20.0	22.0
12	22.0	24.0
13	24.0	26.0
14	26.0	28.0
15	28.0	30.0
16	30.0	32.0
17	32.0	34.0
18	34.0	36.0
19	36.0	38.0
20	38.0	40.0
21	40.0	42.0
22	42.0	44.0
23	44.0	46.0
24	46.0	48.0
25	48.0	50.0
26	50.0	52.0
27	52.0	54.0
28	54.0	56.0
29	56.0	58.0
30	58.0	60.0
31	60.0	62.0
32	62.0	64.0
33	64.0	66.0
34	66.0	68.0
35	68.0	70.0
36	70.0	72.0
37	72.0	74.0
38	74.0	76.0
39	76.0	78.0
40	78.0	80.0



P.C.B Hole Layout



Specifications

Current Rating: 2Ampere

Insulation Resistance: 1000MΩ MIN.

Dielectric Withstading: 500V AC

Contact Resistace: 20mΩ Max.

Operating Temperature: -40℃ to +105℃

Material

Post: Brass Tin/Plated

Gold/Tin Over Nickel

Bass: PBT UL 94V-0

Part No.: PZ200R-12-xxP

Pin位数

AO	MODIFICATION	DRAW	DATE
VER			

TOLERANCE UNLESS OTHERWISE			
X.	±0.30	X°	±5°
.X	±0.20	.X°	±2°
.XX	±0.08	.XX°	±1°
.XXX	±0.03	.XXX°	±0.5°

DRAWN	CK tan	<b>XFCN</b> 兴飞连接器有限公司 XFCN CONNECTORS CO.,LTD.	SHEET	1/1
CHKD			DATE	2020. 04. 12
APPD			UNITS	mm
VIEW	⊕		SCALE	1:1
PRODUCT NAME		2.00mm Pin Header Connectors	DWG NO.	009
PART. NO.		PZ200R-12-xxP		