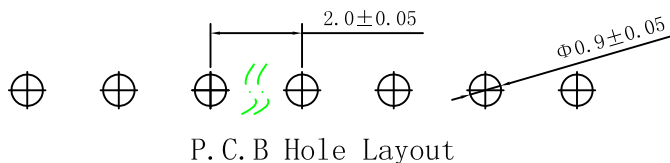

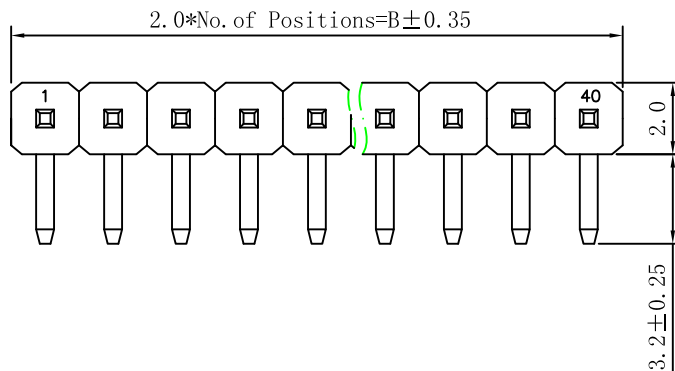


No. of Pin/Row	Dimension	
	A	B
02	2.0	4.0
03	4.0	6.0
04	6.0	8.0
05	8.0	10.0
06	10.0	12.0
07	12.0	14.0
08	14.0	16.0
09	16.0	18.0
10	18.0	20.0
11	20.0	22.0
12	22.0	24.0
13	24.0	26.0
14	26.0	28.0
15	28.0	30.0
16	30.0	32.0
17	32.0	34.0
18	34.0	36.0
19	36.0	38.0
20	38.0	40.0
21	40.0	42.0
22	42.0	44.0
23	44.0	46.0
24	46.0	48.0
25	48.0	50.0
26	50.0	52.0
27	52.0	54.0
28	54.0	56.0
29	56.0	58.0
30	58.0	60.0
31	60.0	62.0
32	62.0	64.0
33	64.0	66.0
34	66.0	68.0
35	68.0	70.0
36	70.0	72.0
37	72.0	74.0
38	74.0	76.0
39	76.0	78.0
40	78.0	80.0



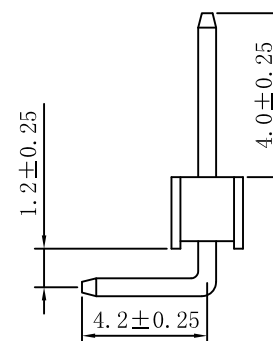
SPecifications

Current Rating: 2Ampere
 Insulation Resistance: 1000MΩ MIN.
 Dielectric Withstading: 500V AC
 Contact Resistace: 20mΩ Max.
 Operating Temptrature: -40°C to +105°C
 Material

Post: Brass Tin/Plated
 Gold/Tin Over Nickel

Bass: PBT UL 94V-0

Part No.: PZ200R-11-xxP



Pin位数

AO				
VER	MODIFICATION	DRAW	DATE	

TOLERANCE UNLESS OTHERWISE		DRAWN	CK tan
X.	±0.30 X° ±5°	CHKD	
.X	±0.20 .X° ±2°	APPD	
.XX	±0.08 .XX° ±1°	VIEW	⊕
.XXX	±0.03 .XXX° ±0.5°		

XFCN 兴飞连接器有限公司
 XFCN CONNECTORS CO.,LTD.

PRODUCT NAME: 2.00mm Pin Header Connectors

PART. NO.: PZ200R-11-xxP

SHEET	1/1
DATE	2020.04.12
UNITS	mm
SCALE	1:1
DWG. NO.	009