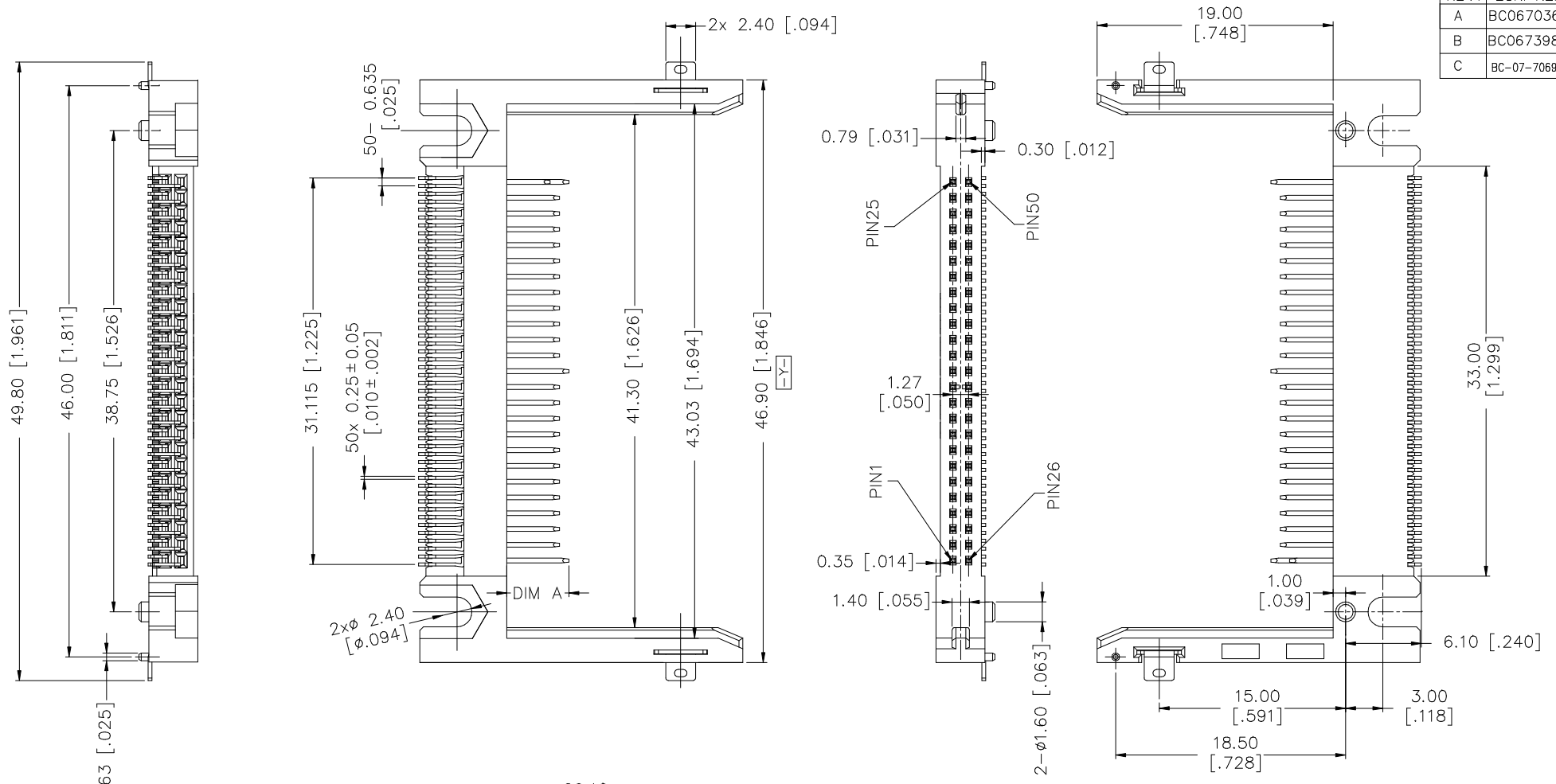


REV.	ECN. NO.	APPD.
A	BC06703612	Mou-ling loe
B	BC06739891	Mou-ling loe
C	BC-07-7069322	HUA YIN



General	4.25 [0.167]	The Others
Detect	3.50 [0.138]	25,26
Power	5.00 [0.197]	01,13,38,50
Pin Type	Dim A	Pin No.

ITEM	DESC	Q'TY	MATERIAL	TREATMENT
3	SOLDER PAD	2	COPPER ALLOY	NICKEL UNDERPLATING LEAD-FREE TIN PLATING OVER ALL
2	COMPACT FLASH CONTACT	50	COPPER ALLOY	NICKEL UNDERPLATING GOLD FLASH PLATING OVER CONTACT AREA LEAD-FREE TIN PLATING AT SOLDER TERMINAL
1	COMPACT FLASH INSULATOR	1	HIGH TEMP PLASTIC, UL 94V-0	MOLDED WHITE

X. ±	X° ±	UNITS	mm [inch]	NAME<INTENDED USE>	FOXCONN HON HAI PRECISION IND. CO.,LTD. TAIPEI, TAIWAN, R.O.C.
.X ±	.X° ±	MAT'L	N/A	CUSTOMER	
.XX ±	.XX° ±	FINISH	N/A	PART NO.<INTENDED USE>	TITLE:
.XXX ±	.XXX° ±	Q'TY	N/A	1DA61600-DES2-4F	COMPACT FLASH CARD CONN.
THESE DRAWINGS AND SPECIFICATIONS ARE THE PROPERTY OF HON HAI PRECISION IND. CO., LTD. AND SHALL NOT BE REPRODUCED, COPIED OR USED IN ANY MANNER WITHOUT THE PRIOR WRITTEN CONSENT OF HON HAI PRECISION IND. CO., LTD.				APPD:	DWG NO:
				Hua Yin 10/24'07	331-0000-1162
				CHKD:	SCALE SHEET REV.
				Kobby Zhao 10/24'07	1:1 1/2 C
				DR:	
				Yinglu Zhang 10/24'07	

REV.	ECN. NO.	APPD.
------	----------	-------

SEE SHEET 1/2

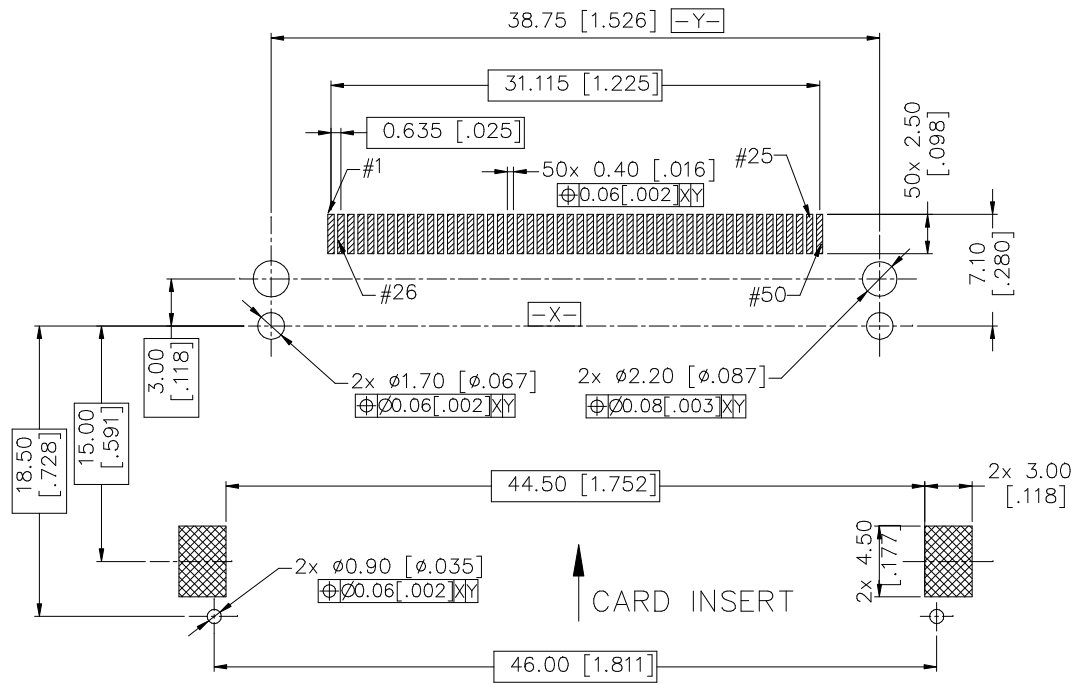
SPECIFICATION

- ELECTRICAL CHARACTERISTICS:
 - CONTACT CURRENT RATING: 0.5A.
 - CONTACT RESISTANCE: 40 mOHMS MAX.(INITIAL)
20 mOHMS MAX CHANGE (AFTER LIFE TEST)
 - DIELECTRIC WITHSTANDING VOLTAGE: 500V AC RMS.
 - INSULATION RESISTANCE: 100 MOHMS MIN.
- MECHANICAL CHARACTERISTICS:
 - CARD MATING FORCE: 28.8 N MAX..
 - CARD UNMATING FORCE: 4.9N MIN. AND 24.5N MAX.
 - DURABILITY: 10000 CYCLES.
 - OPERATING TEMPERATURE: -40°C TO 85°C.
[INCLUDING TERMINAL TEMPERATURE RISE]
- RECOMMENDED PEAK TEMPERATURE OF CUSTOMER IR PROCESS IS 250C±5C* 10 S
- THE CONNECTOR IS ROHS COMPLIANT .
- PRODUCT COMPATIBLE TYPE I CF CARD.
- PRODUCTOR NO:

1D A 6 1 6 0 0 - DES2 -4 F


SERAIL NO: 1D : CFA
 ASS'Y PRODUCT A
 VOLTAGE&TAIL TYPE 6
 DECK TYPE: 1: NORMAL,SINGLE DECK
 3: REVERSE,SINGLE DECK
 LEVER TYPE 6=FIXED ARM FOR CFA
 STANDOFF HEIGHT 0=0 mm

LAED FREE CODE
 PACKAGE CODE 4=TRAY PACKING
 EXTENTION CODE
 EJECTOR TYPE 0: W/O EJECTOR



RECOMMENDED P.C.B LAYOUT (COMPONENT SIDE)

- DEFAULT TOLERANCE ±0.05 [.002]
- ☒ : SOLDER PAD AREA.



X.±	X°±	UNITS [mm [inch]	NAME(INTENDED USE) CUSTOMER	FOXCONN HON HAI PRECISION IND. CO.,LTD. TAIPEI, TAIWAN, R.O.C.
.X±	.X°±	MAT'L N/A	PART NO.(INTENDED USE) 1DA6*600-DES2-4F	TITLE: COMPACT FLASH CARD CONN.
.XX±	.XX°±	FINISH N/A	APPD: Hua Yin 10/24'07	DWG NO: 331-0000-1162
.XXX±	.XXX°±	Q'TY N/A	CHKD: Kobby Zhao 10/24'07	SCALE SHEET REV. 1:1 2/2 C
THESE DRAWINGS AND SPECIFICATIONS ARE THE PROPERTY OF HON HAI PRECISION IND. CO., LTD. AND SHALL NOT BE REPRODUCED, COPIED OR USED IN ANY MANNER WITHOUT THE PRIOR WRITTEN CONSENT OF HON HAI PRECISION IND. CO., LTD.			DR: Yinglu Zhang 10/24'07	