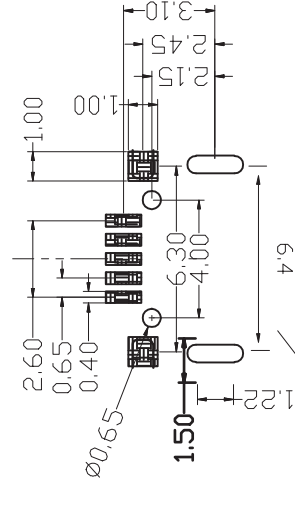
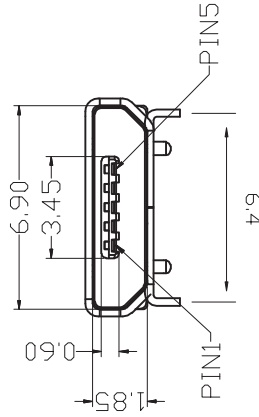
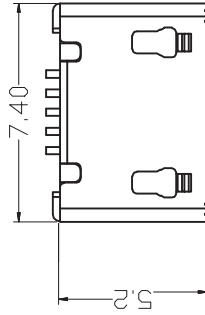
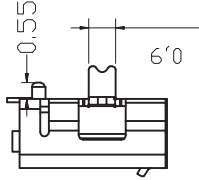
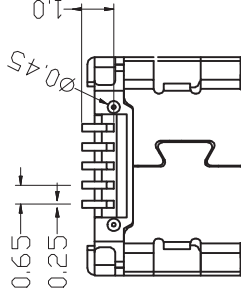
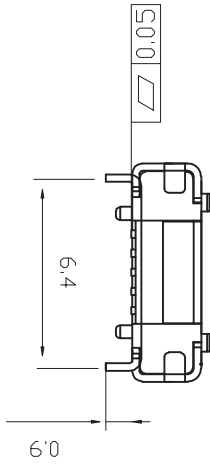


REV.	DESCRIPTION	DRAWN/DATE	APPROVED/DATE



RECOMMENDED PCB LAYOUT
TOLERANCE: ±0.05

NOTES:

1. MATERIAL:
 - 1.1 HOUSING:THERMOPLASTIC FLAMMABILITY RATING UL94-0
 - 1.2 CONTACT: COPPERY ALLOY T=0.15MM
 - 1.3 SHELL: COPPERY ALLOY T=0.25MM
2. FINISH:
 - 2.1 CONTACT:
 - 3U"MIN,PLATED ON CONTACT AREA
 - G/F PLATING ON SOLDER TAIL AREA
 - 50~80U" NICKEL UNDERPLATING OVERALL
 - 2.2 SHELL:
 - 80~120U" MATTER TIN PLAING ALL
 - 50~80U" NICKEL UNDERPLATING OVERALL
3. SPECIFICATION:
 - 3.3 CURRENT RATING:0.5A(2.3.4CONTACT)/1.8A (1.5CONTACT)MAX.
 - 3.2 VOLTAGE:30 VAC
 - 3.3 TEMPERATURE RANGE:-30°C~85°C
 - 3.4 CONTACT RESISTANCE:30 MILLIONHM MAX.
 - 3.5 DIELECTRIC WITHSTANDING VOLTAGE:250VAC R.M.S
 - 3.6 INSULATION RESISTNACE:100 MEGOHMS MIN

GENERAL TOLERANCE	ANGLE TOLERANCE	DESIGN	DATE
X. ±0.35	X. ±2.0°	ZQL	DATE
.X ±0.25	.X ±1.0°	CHECK	DATE
.XX ±0.15	.XX ±0.5°	ZQL	DATE
.XXX ±0.10		APPRO.	DATE
UNIT:mm	SCALE 1:1		
A4	SHEET: 1 of 1		

德艺隆电子有限公司

FILE NAME(??)	MICRO USB 5PIN TYPE DIP SMT
PART NO(??)	USB-MIR-D-035
DRAWING NO(??)	REV.A0