

INDIVIDUAL SPECIFICATION SHEET

Product Name: 0603 Time Delay SMD Fuse**Part Number:** F06T1**Revision:** B**Dongguan TLC Electronic Technology Co., LTD**

No.18,5th GaoLi Road,TangXia Town,DongGuan,GuangDong,P.R China 523710

TEL: 86-0769-3892 0511

FAX: 86-0769-8793 2077

Http: www.tlcet.com.cn

Rev.	Effective Date	Changed Contents
A	2020-9-27	New Release
B	2021-4-7	Update Specifications

The individual specification sheet are the property of Dongguan TLC electronic technology Co.,Ltd and shall not be copied or used as commercial purposes without permission.

PREPEARED BY

APPROVED BY



Description

F06T Series are the fuses set the industry standard for performance, reliability and quality. The solder-free design provides excellent on-off and temperature cycling characteristics during use and also makes our SMD fuses more heat and shock tolerant than typical subminiature fuses.

Electrical Characteristics		
Rated Current	1.0In	2.5In
1A~8A	4 hour minimum	5 sec maximum

Features

- High inrush current withstanding capability
- AEC-Q200 Automotive Grade Certified
- Compatible with reflow and wave solder
- Ceramic and glass construction
- Excellent environmental integrity
- One time positive disconnect
- Lead Free and Halogen free material

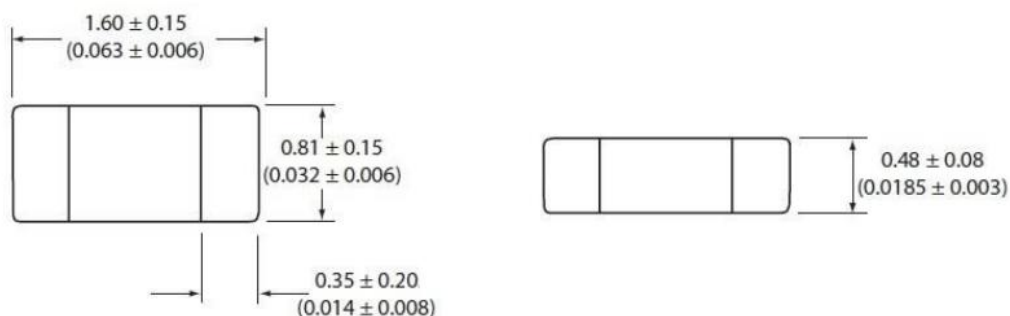
Specifications

Specification							
Part No.	Rated Voltage	Rated Current (A)	Breaking Capacity (A) 1	Typical Cold Resistance (mOhms) ²	Typical Voltage Drop (mV)	Typical Pre-Arcing I ² t (A ² Sec) ³	Alpha Mark
	DC						
F06T1	32V	1	50A	230	335	0.011	B

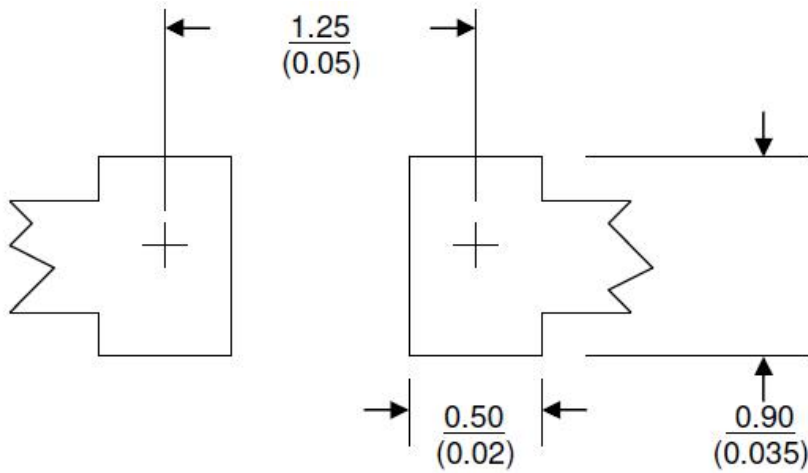
1. DC Interrupting Rating (Measured at rated voltage, time constant of less than 50 microseconds, battery source)
2. DC Cold Resistance are measured at <10% of rated current in ambient temperature of 25degrees
3. Typical Pre-arcing I²t are measured at 10In Current.

Specifications are subject to change without notice. Application testing is strongly recommended.

Dimension Drawing not to scale (Unit: mm/inch)



Recommended land pattern

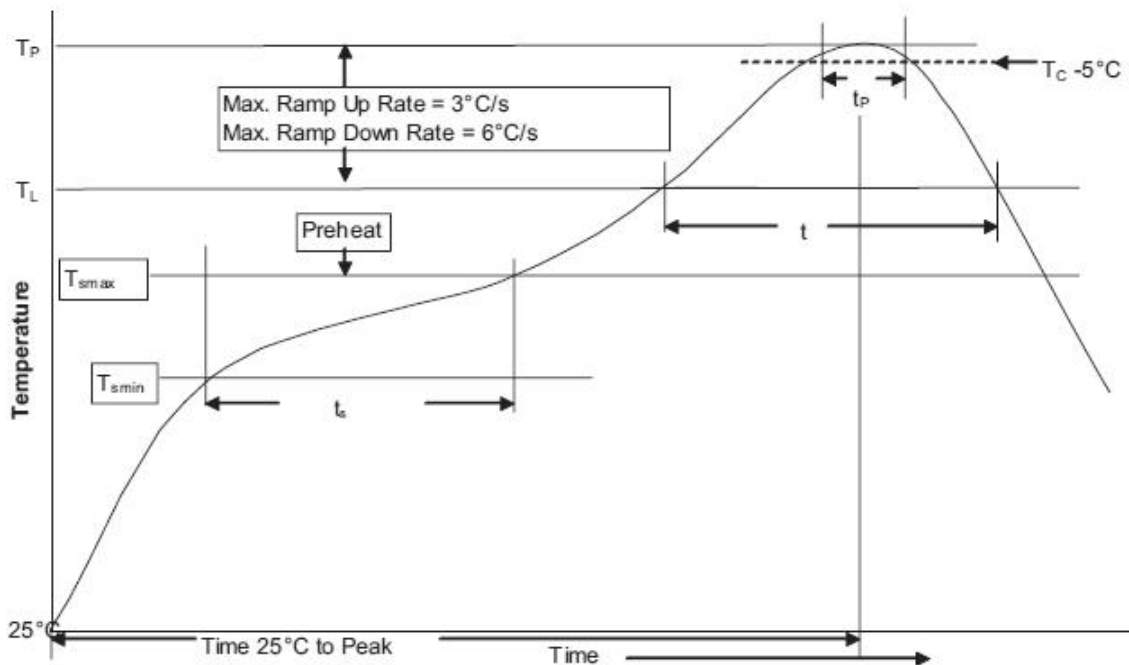


Unit: mm/inches

Soldering method

- Wave solder
 - Reservoir temperature: 260°C
 - Time in reservoir: 10 seconds maximum
- Infrared reflow
 - Temperature: 260°C
 - Time: 30 seconds maximum

Solder reflow profile



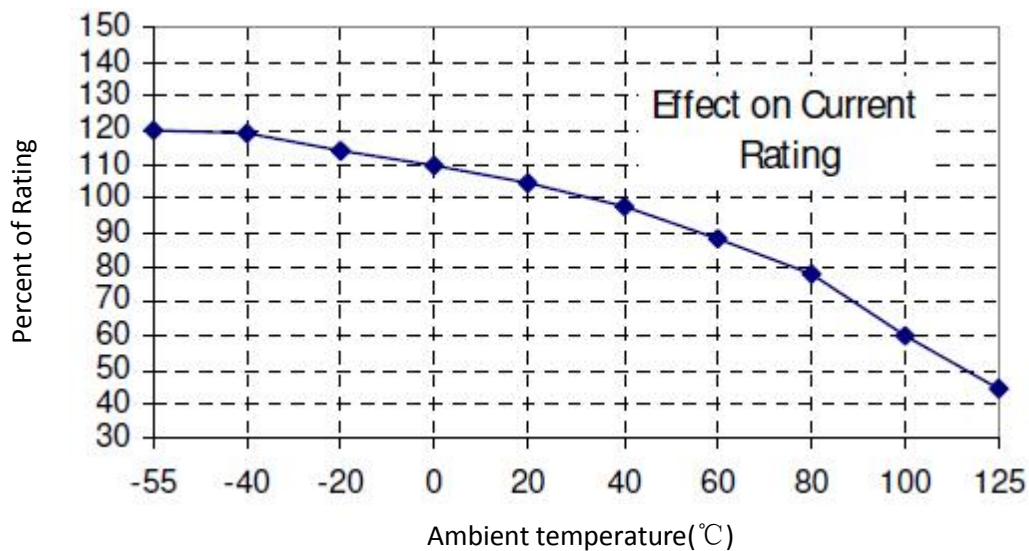
Profile Feature		Lead(Pb) free solder
Preheat and soak	• Temperature min.(T _{smin})	150°C
	• Temperature max. (T _{smax})	200°C

• Time (T_{smin} to T_{smax}) (t_s)	60 - 120 Seconds
Average ramp up rate T_{smax} to T_p	3°C / Second Max.
Liquidous temperature (T_L)	217°C
Time at liquidous (t_L)	60 - 150 Seconds
Peak package body temperature (T_P)	260°C
Time (t_P) within 5°C of the specified classification temperature (T_C)	30 Seconds
Average ramp-down rate (T_P to T_{smax})	6°C / Second Max.
Time (25°C to Peak Temperature)	8 Minutes Max.

Temperature Derating Curve

Normal ambient temperature: 23+/-3°C

Operating temperature: -55 ~ 125°C, with proper correction factor applied



Package

5000 fuses on 8mm tape-and-reel on a 7 inch (178mm) reel per EIA Standard 481.

--- End Of Document ---