

**PMI Series**  
Power Multilayer Inductor  
Size 2012



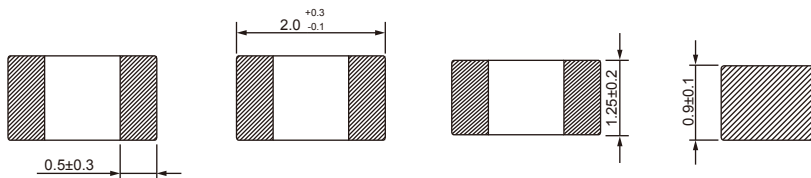
**CHARACTERISTICS**

- Compact structure with multilayer
- Magnetically shielded with closed circuit
- Different sizes and types available
- Low loss at high switching frequency
- Quantity: 3000pcs

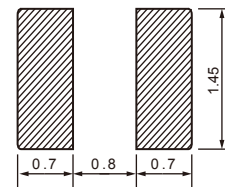
**APPLICATION**

- High switching frequency converter

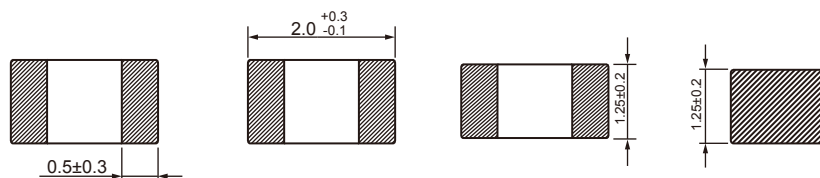
Dimensions: [mm] PMI201210



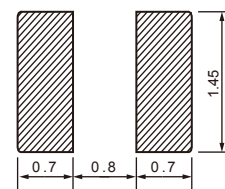
Land Pattern: [mm]



Dimensions: [mm] PMI201214



Land Pattern: [mm]



Electrical Properties:

Part No	Inductance (μH)	Tolerance	Temperature Rise Current Max. (mA)	Saturation Current Typ. (mA)	DCR Max. (mΩ)	DCR Typ. (mΩ)	SRF Min. (MHz)
PMI201210S-R47M	0.47	± 20%	1500	1200	100	80	100
PMI201210S-1R0M	1.0	± 20%	1300	1150	137	110	60
PMI201210S-1R5M	1.5	± 20%	1100	800	200	160	50
PMI201210S-2R2M	2.2	± 20%	900	500	250	200	40
PMI201210S-3R3M	3.3	± 20%	900	350	250	200	30
PMI201210S-4R7M	4.7	± 20%	800	280	312	250	30
PMI201214S-6R8M	6.8	± 20%	1000	250	375	300	45
PMI201214S-100M	10	± 20%	1000	130	375	300	35

Operating Temperature: -40 °C~+125 °C

Temperature rise current : The actual value of DC current when the temperature rise is ΔT40 °C

Saturation Current that will cause initial inductance to drop 30% approximately .

Typical Electrical Characteristics:

