

SMD Power Inductor

CDRH60D45B/T150



特点

- Magnetically shielded
- L×W×H: 6.3×6.6×H4.8 mm Max.
- Qualified AEC-Q200



环境规格

- Operating Temperature: -55°C to +150°C (including self-heating)

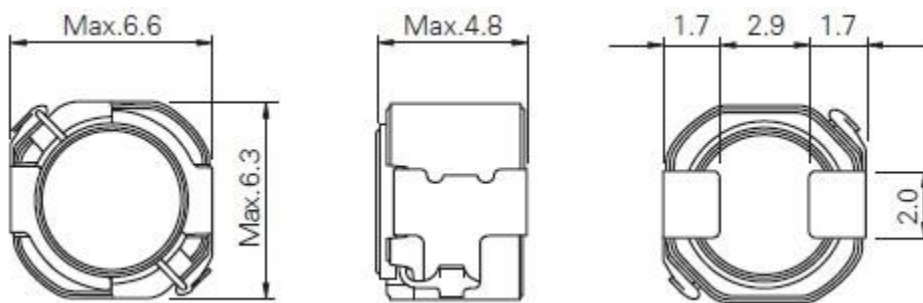
包装

- Carrier tape and reel packaging

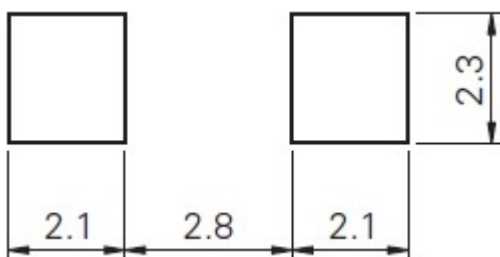
用途

- High temp and high reliability automotive applications

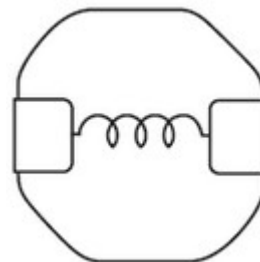
外形尺寸 - [mm]



推荐焊盘尺寸 - [mm]



接线图 (底面)



SMD Power Inductor

CDRH60D45B/T150



电气特性规格

品名	电感值 [within] (μ H) ※1	直流电阻 (20℃) Max. (Typ.) (m Ω)	饱和电流 (A) Max. (Typ.) ※2	温度上升电流 (A) Max. (Typ.) ※3
CDRH60D45BT150NP-1R0NC	1.00 \pm 30%	14.30 (11.00)	6.70 (8.50)	4.20 (4.80)
CDRH60D45BT150NP-1R5NC	1.50 \pm 30%	16.90 (13.00)	5.50 (7.20)	4.00 (4.50)
CDRH60D45BT150NP-2R2NC	2.20 \pm 30%	19.50 (15.00)	4.20 (5.70)	3.85 (4.10)
CDRH60D45BT150NP-3R3NC	3.30 \pm 30%	23.40 (18.00)	3.50 (5.00)	3.40 (3.70)
CDRH60D45BT150NP-4R7NC	4.70 \pm 30%	29.90 (23.00)	3.10 (4.10)	3.00 (3.40)
CDRH60D45BT150NP-6R8NC	6.80 \pm 30%	35.10 (27.00)	2.50 (3.60)	2.60 (3.10)
CDRH60D45BT150NP-100MC	10.00 \pm 20%	45.60 (38.00)	2.10 (2.80)	2.40 (2.60)
CDRH60D45BT150NP-150MC	15.00 \pm 20%	76.80 (64.00)	1.70 (2.30)	1.50 (2.00)
CDRH60D45BT150NP-220MC	22.00 \pm 20%	98.40 (82.00)	1.40 (1.90)	1.40 (1.70)
CDRH60D45BT150NP-330MC	33.00 \pm 20%	126 (105)	1.10 (1.56)	1.30 (1.60)
CDRH60D45BT150NP-470MC	47.00 \pm 20%	156 (130)	0.97 (1.28)	1.10 (1.40)
CDRH60D45BT150NP-680MC	68.00 \pm 20%	252 (210)	0.81 (1.07)	0.85 (1.10)
CDRH60D45BT150NP-101MC	100 \pm 20%	408 (340)	0.61 (0.90)	0.72 (0.86)
CDRH60D45BT150NP-151MC	150 \pm 20%	576 (480)	0.53 (0.74)	0.60 (0.72)
CDRH60D45BT150NP-221MC	220 \pm 20%	864 (720)	0.47 (0.62)	0.48 (0.57)
CDRH60D45BT150NP-331MC	330 \pm 20%	1164 (970)	0.36 (0.50)	0.40 (0.49)
CDRH60D45BT150NP-471MC	470 \pm 20%	1728 (1440)	0.28 (0.39)	0.38 (0.46)

※ Measuring frequency inductance at 100kHz, 1V.

※ Saturation current: DC current which becomes inductance value drop by 30% from the nominal value.

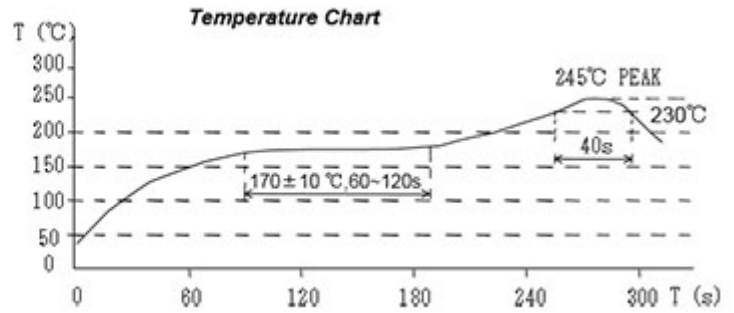
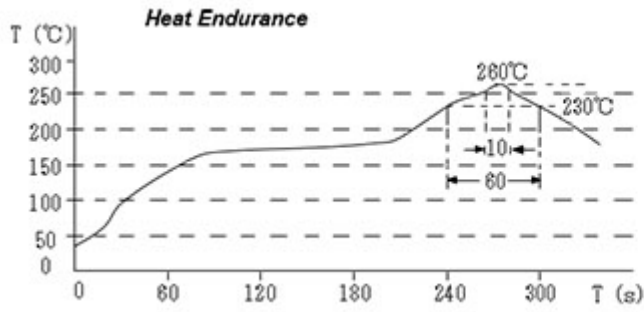
※ Temperature rise current: The value of D.C. current when the temperature of coil becomes $\Delta T=40^{\circ}\text{C}$ ($T_a=20^{\circ}\text{C}$).

SMD Power Inductor

CDRH60D45B/T150



回流焊耐热与推荐温度曲线图



注：记载内容如有变更，恕不另行通知。订货时请联系您最近的销售办事处以获取最新产品信息。

SMD Power Inductor

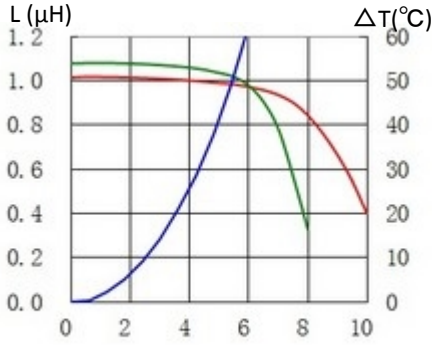
CDRH60D45B/T150



直流饱和电流&温度上升曲线图

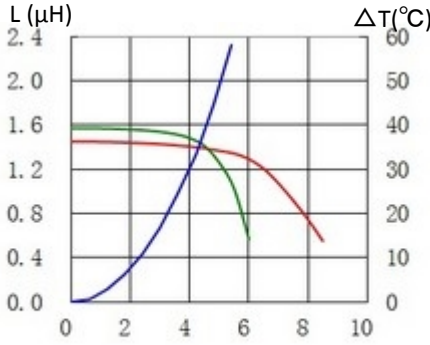
— L (20°C) — L (150°C) — ΔT

1. CDRH60D45BT150NP-1R0NC



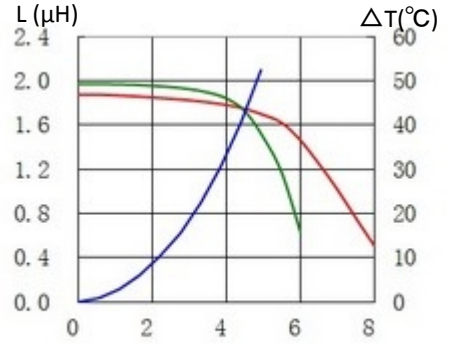
DC(A)

2. CDRH60D45BT150NP-1R5NC



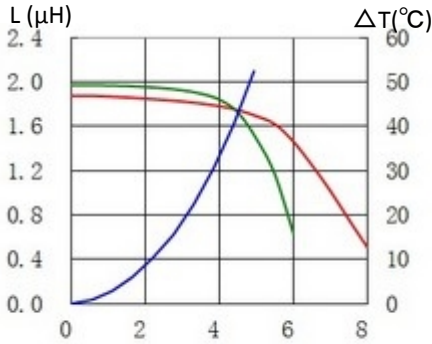
DC(A)

3. CDRH60D45BT150NP-2R2NC



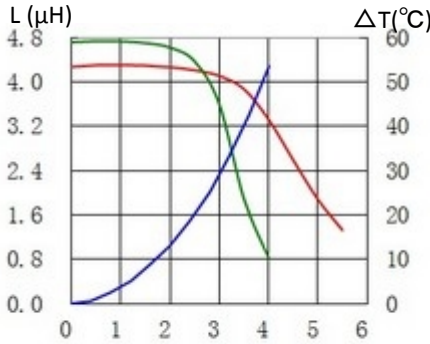
DC(A)

4. CDRH60D45BT150NP-3R3NC



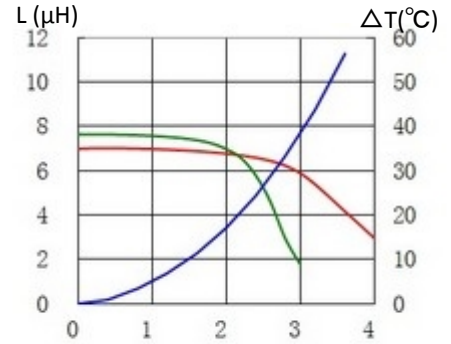
DC(A)

5. CDRH60D45BT150NP-4R7NC



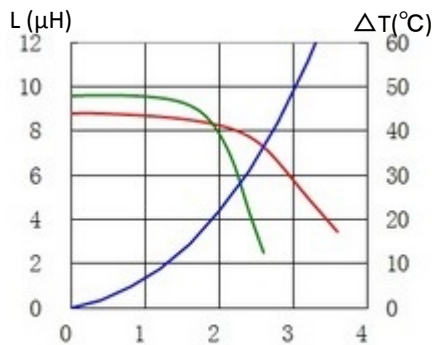
DC(A)

6. CDRH60D45BT150NP-6R8NC



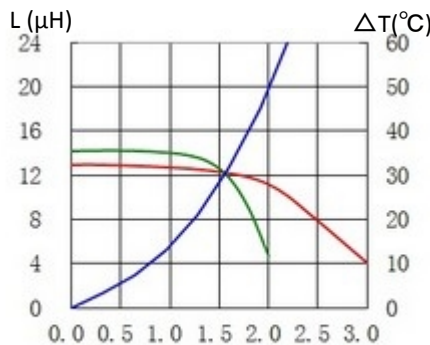
DC(A)

7. CDRH60D45BT150NP-100MC



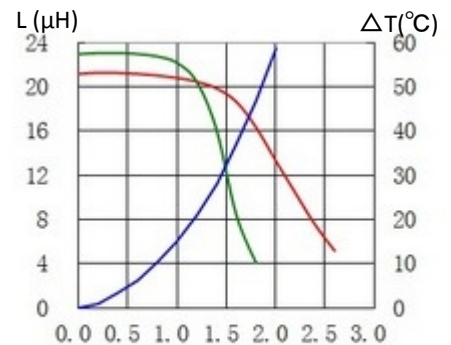
DC(A)

8. CDRH60D45BT150NP-150MC



DC(A)

9. CDRH60D45BT150NP-220MC



DC(A)

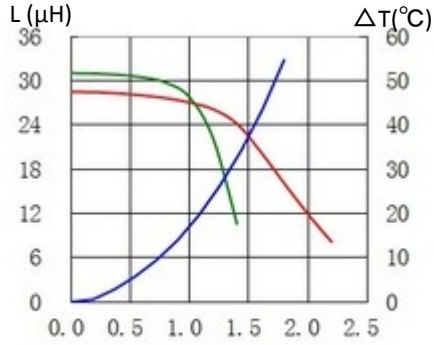
注：记载内容如有变更，恕不另行通知。订货时请联系您最近的销售办事处以获取最新产品信息。

SMD Power Inductor

CDRH60D45B/T150

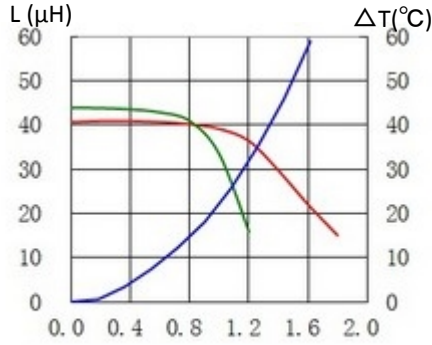


10. CDRH60D45BT150NP-330MC



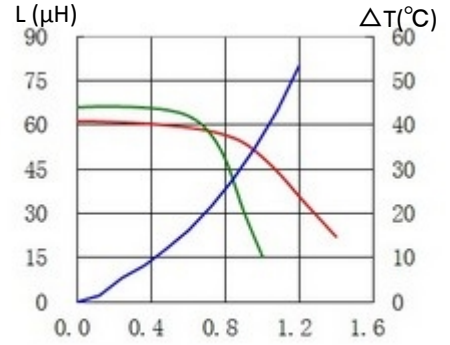
DC(A)

11. CDRH60D45BT150NP-470MC



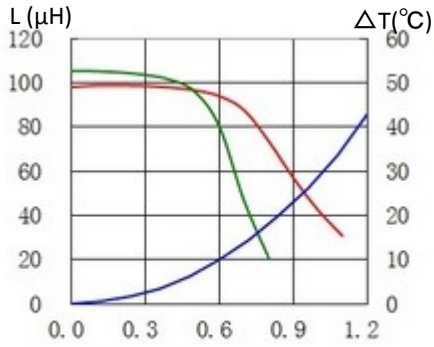
DC(A)

12. CDRH60D45BT150NP-680MC



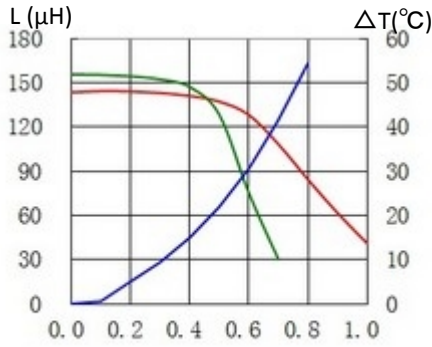
DC(A)

13. CDRH60D45BT150NP-101MC



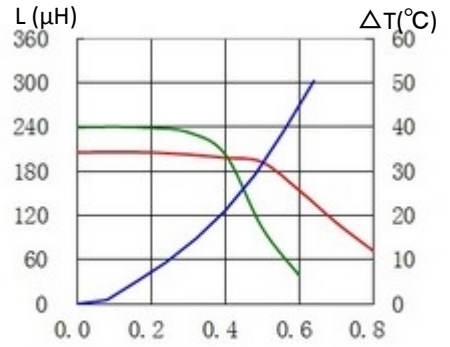
DC(A)

14. CDRH60D45BT150NP-151MC



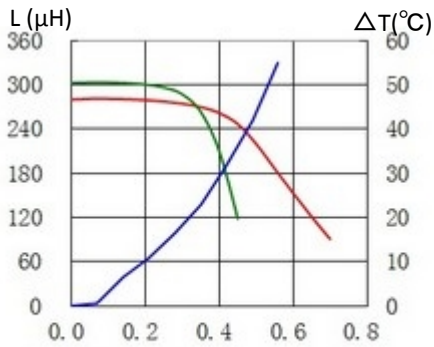
DC(A)

15. CDRH60D45BT150NP-221MC



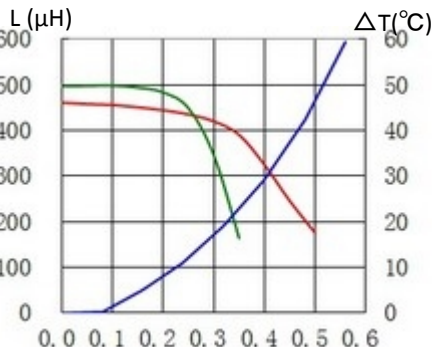
DC(A)

16. CDRH60D45BT150NP-331MC



DC(A)

17. CDRH60D45BT150NP-471MC



DC(A)



有关销售办事处的信息，请 [点击这里](#)。